

**Statement of Votes &
Financial Information**



**ELECTIONS
NOVA SCOTIA**

Cape Breton North
By-election, June 21, 2011

Published by the Chief Electoral Officer
November 2011

**Statement of Votes &
Financial Information**



Cape Breton North
By- election, June 21, 2011

Published by the Chief Electoral Officer
November 2011

Street Address 7037 Mumford Road | Suite 6 | Halifax | NS | B3L 2J1
Mailing Address PO Box 2246 | Halifax | NS | B3J 3C8

■ www.electionsnovascotia.ca

Phone (902) 424-8584 | Toll free in NS 1-800-565-1504
TTY for the hearing impaired (902) 424-7475

Fax (902) 424-6622

Email elections@gov.ns.ca

November 4, 2011

The Honourable Gordie Gosse
Speaker of Legislative Assembly
1st Floor, Province House
PO Box 1617
Halifax, NS
B3J 2Y3

Dear Mr. Speaker,

I have the honour to present the report of the Chief Electoral Officer on the proceedings of the Cape Breton North By-election held on June 21, 2011.

I respectfully request that you submit this report to the House of Assembly as soon as possible during the current fall sitting.

This report is submitted to the House of Assembly in accordance with section 171 of the *Elections Act*, RSNS 1989, c. 140.

Respectfully submitted,

Christine McCulloch, QC
Chief Electoral Officer

Enclosure

Introduction

On March 25, 2011, the Honourable Cecil Clark, the Progressive Conservative Party member for Cape Breton North, resigned, creating a vacancy in the Nova Scotia House of Assembly.

On Saturday, May 21, the Chief Electoral Officer issued a writ of election to Alden MacLeod, the Returning Officer for Cape Breton North, ordering that an election be held on June 21, 2011. The writ was issued in accordance with the *Elections Act* following an Order of the Lieutenant Governor in Council.

At that time, the distribution of seats in the Nova Scotia House of Assembly was: 31 members from the Nova Scotia New Democratic Party; 13 from the Nova Scotia Liberal Party; six from The Progressive Conservative Association of Nova Scotia; one independent member and one vacancy.

The election calendar, a copy of which is shown in Appendix A, counts down from the day the writ was issued, May 21 or Day 31, to election day, June 21, which is Day 0, to ten days after election day, July 1, the earliest date for the return of the writ of election. The calendar indicates dates by which official agents must file the reconciliation of tax receipts and return unused receipts to the returning officer, and for the filing of the Audited Report of Candidate's Election Expenses with Elections Nova Scotia, seventy days after election day.

Nomination day was June 7. Four candidates stood for election, one each from the Nova Scotia Liberal Party (NSLP), the Nova Scotia New Democratic Party (NSNDP), The Atlantica Party Association of Nova Scotia (Atlantica Party), and The Progressive Conservative Association of Nova Scotia (PC).

Early voting opportunities commenced Monday, May 23, the first day the returning office was open to the public and electors could apply to vote by write-in ballot. The special poll was held in the returning office from June 9 to June 15, excluding Sunday, June 12. Advance polling was conducted on Friday, June 17 and Saturday, June 18.

At the close of polls on election day, there were 14,114 electors on the final list of electors.¹ In total, 7,299 electors (51.71%) voted in the Cape Breton North By-election.

On July 1, Ralph Edward (Eddie) Orrell (PC) was declared elected.

Of the four candidates who stood for election, three reached the threshold of ten percent of the valid votes cast qualifying them for reimbursement from public funds of a portion of their

¹ The official list of electors includes electors added on election day

election expenses. The qualifying candidates filed all reports required under the *Elections Act* and the *Members and Public Employees Disclosure Act*.²

- Recognized party election expenses for the by-election totalled \$15,089.68
- Candidate election expenses for the by-election totalled \$121,379.80
- The election expenses reimbursement and audit fee reimbursement paid to the official agents of the three candidates totaled \$61,036.68
- By-election administration costs, excluding reimbursement of candidate election expenses and audit fees, totaled \$110,118.65

These figures include all direct costs incurred by the electoral district returning office and indirect costs incurred by Elections Nova Scotia to administer the by-election. Costs incurred prior to the issuance of the writ of election are not included. For example, costs incurred between elections to ensure election readiness include supplies, materials, computer equipment, software, election officer training, consulting services and related costs.

2. Electoral Geography

2.1 Electoral District

The boundaries of the electoral district of Cape Breton North were unchanged from those in effect for the 2009 Provincial General Election. The boundaries were enacted in 2002 under the *House of Assembly Act* ³ on the recommendation of the Nova Scotia Electoral Boundaries Commission. Maps displaying the electoral district of Cape Breton North are shown in Appendix B.

2.2 Polling Stations

There were 51 polling stations, including 40 election day polls, three mobile polls to serve four long term care facilities, one special poll, one write-in ballot poll, and six polling stations at three advance poll locations (Table 1).

² R.S.N.S. 1989, c. 140; S.N.S. 1991, c. 4

³ R.S.N.S. 1989, c. 1 (1992 Supplement)

**Table 1: Number of Polling Stations by Type
Cape Breton North By-election June 21, 2011**

Electoral District	Number of Polling Stations by Type					
	Election Day	Mobile	Special	Write-in ballot	Advance	Total
Cape Breton North	40	3	1	1	6	51

3. Voting Opportunities

3.1 Write-in Ballot

Electors in Cape Breton North were entitled to vote by write-in ballot.

There are three methods by which an elector may apply for a write-in ballot: by mail, by agent or write-in ballot coordinator, and in person. Applications for a write-in ballot were available to all electors from the opening of the returning office on May 23. As indicated on the election calendar, deadlines⁴ to apply to vote by write-in ballot were Day 13 in person, Day 10 by mail, and Day 3 by agent or write-in ballot coordinator. These deadlines ensured sufficient time for the application process to be completed, the ballots delivered, completed, and returned for counting by the close of polls at 7 pm on election day.

As shown in the poll-by-poll results in Appendix C, a total of 303 electors voted by write-in ballot, 142 more than in the June 9, 2009 Provincial General Election.

3.2 Special and Advance Polls

Except for Sunday, June 12 when the returning office was closed to the public, electors could vote at the returning office special poll from 12 pm to 8 pm each day from June 9 through June 15. As shown in the poll-by-poll results in Appendix C, a total of 254 electors voted at the special poll, 48 fewer than in the June 9, 2009 Provincial General Election.

3.3 Election Day Polls

Election day polls were open on June 21 from 8 am to 7 pm. There were 40 polls at 9 polling locations throughout the district. Three mobile poll teams served the four long term care facilities. As shown in the poll-by-poll results in Appendix C, a total of 5,296 electors voted at election day polls, 622 fewer than in the June 9, 2009 Provincial General Election.

⁴ subsection 101(1) of the Elections Act

4. Elector Participation

4.1 Elector Registration

When the writ was issued, there were 13,747 electors on the list of electors. At the conclusion of revision on June 16, 2011, Day 5 of the election calendar, the returning officer certified the official lists of electors with 13,775 electors.

During the revision process, a voter information card was mailed to each individual elector on the preliminary list. Canada Post returned cards that were not deliverable. Electors were added to and removed from the list as a result of enumeration at the four long term care facilities, door to door targeted revision at addresses known for high turnover of tenants, and the return of undeliverable voter information cards.

After election day, there were 14,114 electors on the final list. The 367 electors added to the list after the writ was issued included electors who had recently moved into the electoral district or qualified as electors.

4.2 Write-in Ballot Coordinator Team

Bill 59, the *Elections Act* received Royal Assent on May 19, 2011⁵. Among the changes in the new act, are provisions to increase access to the write-in ballot poll by disabled electors and seniors with mobility challenges. The new act enables the returning officer to appoint write-in ballot coordinator teams from the lists of names provided by the parties that came first and second in the last election. Under the new act, these teams are empowered to assist eligible electors applying for and voting by write-in ballot.

To the extent possible under the current *Elections Act*, the new procedures were tested in the Cape Breton North by-election. A retired returning officer with recent experience with the use of the write-in ballot poll was employed by the Cape Breton North Returning Officer to assist with and report on the new processes and procedures designed for the purpose. The candidates were briefed on the project and provided with flyers to be given to electors they felt may need assistance voting as identified during their door-to-door campaigning. A copy of the flyer can be found in Appendix E.

The post-election analysis of the project noted that the candidates and their campaign teams used the flyers and reported that opportunity to distribute the flyers was a positive addition to their canvassing. The write-in ballot coordinator posted flyers in 13 senior citizens complexes, two seniors clubs, two pensioners clubs, the hospital, three long term care facilities and a home for persons with autism. The returning officer stated that the

⁵ SNS 2011, C.5; this Act remains subject to proclamation

office received significantly more calls for assistance in voting than during the Provincial General Election in 2009. The number of electors voting by write-in ballot almost doubled from 161 in 2009 to 303 during the by-election. Many of the electors using this process volunteered that they would not have been able to vote were it not for the assistance provided by the write-in ballot coordinator team.

5. By-election Results

5.1 Cape Breton North

On July 1, the returning officer completed the return of the writ declaring Ralph Edward (Eddie) Orrell elected and transmitted it to the Chief Electoral Officer. A summary of valid votes received by candidate is shown in Table 2. The poll-by-poll results are shown in Appendix C.

**Table 2: Summary of Votes Received by Candidate
Cape Breton North By-election June 21, 2011**

Candidate	Recognized Party	Votes Received
Jonathan DEAN	Atlantica Party	72
Russell MACDONALD	NSNDP	2,265
Brian Joseph MCGEAN	NSLP	931
Ralph Edward (Eddie) ORRELL	PC	3,975

5.2 Distribution of Seats in the House of Assembly Following the By-election

At the conclusion of the by-election the distribution of seats in the Nova Scotia House of Assembly was: 31 Nova Scotia New Democratic Party; 13 Nova Scotia Liberal Party; seven The Progressive Conservative Association of Nova Scotia and one independent member.

6. Recognized Parties

Subsections 184(1) and 191(7) of the *Elections Act* require the official agent of each recognized party to file an audited report of election expenses with the Chief Electoral Officer within 120 days after the day fixed for the return of the writ of election. For this by-election the report of election expenses was due on or before October 20, 2011.

The maximum amount for election expenses that a recognized party could incur as prescribed by subsection 181(2) of the *Elections Act* was \$5,938.67.

As shown in Table 3, the four recognized parties that endorsed a candidate in the by-election filed an audited report of election expenses with the Chief Electoral Officer within the prescribed time frame.

Table 3: Recognized Party Spending Limits, Filing Dates and Election Expenses, Cape Breton North By-election

Description	Nova Scotia Liberal Party	Nova Scotia New Democratic Party	The Atlantica Party Association of Nova Scotia	The Progressive Conservative Association of Nova Scotia
Election Expenses Limit	\$ 5,938.67	\$ 5,938.67	\$ 5,938.67	\$ 5,938.67
Report Filing Date	October 3, 2011	August 31, 2011	September 27, 2011	October 20, 2011
Headquarter Expenses	\$ 89.35	\$ 191.91	\$0.00	\$ 248.83
Worker Remuneration	0.00	5,772.02		0.00
Publicity / Advertising	0.00	8,791.86	0.00	0.00
Travel	4,235.04	85.41	0.00	4,544.44
Campaign Functions	0.00	0.00	0.00	0.00
Other	0.00	26.74	0.00	0.00
Subtotal	\$4,524.39	\$14,867.94	0.00	4,793.27
Less: Amounts invoiced to candidates	0.00	(9,095.92)	0.00	0.00
Net Election Expenses	\$ 4,524.39	\$ 5,772.02	0.00	\$ 4,793.27

7. Candidates

At the time of the by-election, there were five recognized parties in Nova Scotia. At 2 pm on June 7 when the nomination of candidates concluded, four recognized parties had endorsed candidates in Cape Breton North, as shown in Table 4.

**Table 4: Officially Nominated Candidates
Cape Breton North By-election June 21, 2011**

Recognized Party Affiliation	Cape Breton North Officially Nominated Candidates
Nova Scotia Liberal Party	Brian Joseph MCGEAN
Nova Scotia New Democratic Party	Russell MACDONALD
The Atlantica Party Association of Nova Scotia	Jonathan DEAN
The Progressive Conservative Association of Nova Scotia	Ralph Edward (Eddie) ORRELL

7.1 Appointment and Responsibilities of the Official Agent

Subsection 178(1) of the *Elections Act* requires each candidate to appoint an official agent. The official agent is responsible for all financial aspects of the campaign and is required to file reports with the Chief Electoral Officer detailing election expenses, political contributions and tax receipts. Certain reports must include an opinion provided by an auditor appointed by the candidate. Subsection 191(3) of the *Elections Act* requires the auditor to be a public accountant licensed under the *Public Accountants Act* or a chartered accountant. Table 5 provides a listing of reports that must be filed by an official agent including the legislative reference, the audit requirement and the filing deadline.

**Table 5: Reporting Requirements of the Official Agent of a Candidate
Cape Breton North By-election June 21, 2011**

Report Name	Legislative Reference	Audit Requirement	Filing Deadline
Report of Candidate's Election Expenses (Form 601)	<i>Elections Act</i> ss. 183(1)	Audit opinion respecting report	60 days after return of the writ (August 30, 2011)
Candidate's Statement of Contributions for Which Official Tax Receipts Issued	<i>Elections Act</i> ss. 183(1) ss. 191(7)	Audit opinion respecting report	60 days after return of the writ (August 30, 2011)
Candidate's Financial Statements and Supporting Schedules (Form 2)	<i>Political Contributions Regulations</i> ⁶ S. 8	Audit opinion respecting Annual Statement of Political Contributions ("B" Schedules to Form 2)	60 days after return of the writ (August 30, 2011)
Notification by Official Agent of Disposal of Excess Contributions (Form 608)	<i>Elections Act</i> S. 192	Audit opinion not required	Within 30 days of receiving final reimbursement of election expenses or where a candidate is not eligible for reimbursement within 60 days of filing report of election expenses

⁶ N.S. Reg. 122/2010

Table 6 lists each candidate, their official agent and the date the official agent initially filed reports relating to the by-election with the Chief Electoral Officer. With the exception of the report of disposal of excess contributions, all reports were due on or before August 30. There are no financial consequences for late filing or failure to file statutory reports specified in the *Elections Act* or the *Members and Public Employees Disclosure Act*. However, any candidate who is elected is disqualified from sitting or voting in the House of Assembly under Section 185 of the *Elections Act* until the required reports are filed.

**Table 6: Candidates, Official Agents and Reports Filing Dates
Cape Breton North By-election June 21, 2011**

Party	Candidate	Official Agent	Filing Date
NSLP	Brian Joseph MCGEAN	Hector Di Persio	August 31, 2011
NSNDP	Russell MACDONALD	Richard Carroll	September, 26, 2011
Atlantica Party	Jonathan DEAN	Michael Kennedy	not received
PC	Ralph Edward (Eddie) ORRELL	Valerie MacDougall	September 2, 2011

7.2 Candidate Election Expenses Spending Limit

Subsections 181(3) and (5) of the *Elections Act* provide the formula for calculating the maximum amount a candidate may incur for election expenses as defined in clause 3(i) of the *Elections Act*. Table 7 shows the calculation of the maximum amount a candidate could have incurred for election expenses in this by-election.

**Table 7: Candidate Election Expenses Spending Limit
Cape Breton North By-election June 21, 2011**

Total number of Electors ⁷	\$5.94 / Elector for the first 5,000 Electors	\$5.04 / Elector for 5,001 to 10,000 Electors	\$4.45 / Elector over 10,000 Electors	Total Candidate Election Expenses Spending Limit
13,747	29,700.00	25,200.00	16,674.15	\$ 71,574.15

7.3 Candidate Reimbursement

At the time a candidate files their nomination with the returning officer he or she is required to provide a deposit of \$100. If the candidate receives not less than 10 per cent of the valid votes cast in the electoral district by-election, the nomination deposit is returned to the candidate's official agent. Of the four candidates who stood for election, three achieved not

⁷ Based on the preliminary list of electors (uncertified) at May 27, 2011

less than 10 per cent of the valid votes cast and had their nomination deposit returned. Refer to Appendix C for the percentage of the valid votes cast for candidates in the by-election.

A candidate who receives not less than 10 per cent of the valid votes cast in the electoral district by-election is eligible to receive reimbursement of some or all of election expenses incurred. The amount of reimbursement is the lesser of the maximum reimbursement amount, as prescribed in subsections 182(1) and (4) of the *Elections Act*, or the candidate's actual election expenses. In Cape Breton North this was calculated to be \$1.48 per elector. The maximum amount of reimbursement a candidate could receive was \$20,345.56.

Elections Nova Scotia completed a detailed compliance review of the three-part election expenses report filed by each official agent.

All expenses reported must meet the definition of election expenses in clause 3(i) of the *Elections Act*. Subsection 180(1) of the *Elections Act* requires that any payment of \$25 or more for election expenses must be evidenced by a receipt. Appendix D, Table D-1 shows each candidate's expenses as categorized in the report of election expenses (Form 601 Part II and Part III) as amended by Elections Nova Scotia following the detailed compliance review. Election expenses as originally filed, as amended (if necessary) following the detailed compliance review and the total election expenses and audit fee reimbursement made to the official agent are shown in Appendix D, Table D-2.

8. Returning Office

Elections Nova Scotia does not maintain returning offices between elections. A returning officer is responsible for identifying potential returning office locations when directed to do so by the Chief Electoral Officer. A lease for the returning office typically is executed following the issuance of the writ of election. For this by-election the returning office was located in the town of North Sydney.

8.1 Returning Office Costs

Elections Nova Scotia makes every effort to record and report all costs associated with the delivery of each election. Costs associated with election service delivery can be categorized as direct costs and indirect costs. Direct costs are those that can be specifically identified with the returning office. For reporting purposes costs are consolidated into various categories. Table 9 shows these categories and the type of expenditures that is consolidated within each.

**Table 9: Returning Office Direct Costs
Cape Breton North By-election June 21, 2011**

Category	Description
Ballot Printing	Fee for printing and binding ballots
Enumerators and Revising Agents	Enumerator fees
	Revising agent fees
Office and Equipment Leases	Furniture and equipment rental
	Office rental
Office Expenses	Allowances for travel and meals
	Sundry office expenses
Polling Stations	Advance poll polling station fees
	Mobile poll polling station fees
	Election day polling station fees
Postage	Postage costs incurred by returning offices
	Postage for voter information cards
Poll Workers	Ballot box collector fees
	Constable fees
	Deputy presiding officer fees
	Deputy returning officer fees
	Electors called as witness fees
	Information officer fees
	Poll clerk fees
	Polling day revision assistant fees
	Presiding officer fees
	Standby deputy returning officer and poll clerk fees
Salaries and Benefits	Data entry and clerical fees
	Election clerk and assistant election clerk fees
	Returning officer and assistant returning officer fees
	Revision assistant and presiding officer for write-in ballots fees
	Write-in ballot coordinator fees
Telephone and Internet	Returning office phone and internet services including deployment

Indirect costs are those overhead costs associated with election administration and election operations that are incurred by Elections Nova Scotia head office as part of election service delivery. Table 10 shows the type of expenditures which are reported as Elections Nova Scotia overhead.

**Table 10: Returning Office Indirect Costs
Cape Breton North By-election June 21, 2011**

Category	Description
Elections Nova Scotia Overhead (indirect costs)	Advertising
	Communication initiatives
	ENS overtime
	Freight
	Official agent training
	Payroll processing
	Printing (excluding ballots)
	Travel

Appendix D, Table D-3 summarizes all direct and indirect costs for the Cape Breton North by-election using the categories detailed in Tables 9 and 10.

9. Cost per Elector

Cost per elector is a calculation that facilitates comparison and evaluation of total election costs to the total costs of previous general elections and by-elections. Total election costs are composed of three components:

- Candidate election expenses reimbursement
- Candidate audit fee reimbursement
- Returning office costs

Table 11 provides a summary of election costs and cost per elector for the Cape Breton North by-election.

**Table 11: Summary of Election Costs and Cost per Elector
Cape Breton North By-election June 21, 2011**

Description	Cape Breton North By-election
Candidate Election Expenses Reimbursement	\$ 61,036.68
Candidate Audit Fee Reimbursement	\$ 2,495.50
Returning Office Costs	\$ 110,118.65
Total Election Costs	\$ 173,650.83
Number of Electors on List ⁸	14,114
Cost per Elector	\$ 12.31

⁸ Includes electors added to the list of electors on election day

Appendices

Appendix A:

Election Calendar, Cape Breton North By-election

Appendix B:

Maps

Appendix C:

Poll-by-Poll Results for Electoral District of Cape Breton North By-election

Appendix D:

Candidate Expenses, Candidate Reimbursements and Returning Office Costs,

Table D-1:

Categorized Candidate Election Expenses, Cape Breton North By-election

Table D-2:

Summary of Candidate Election Expenses and Reimbursement, Cape Breton North

Table D-3:

Categorized Returning Office Costs, Cape Breton North By-election

Appendix E:

Do You Need Help Voting?

Cape Breton North By-election

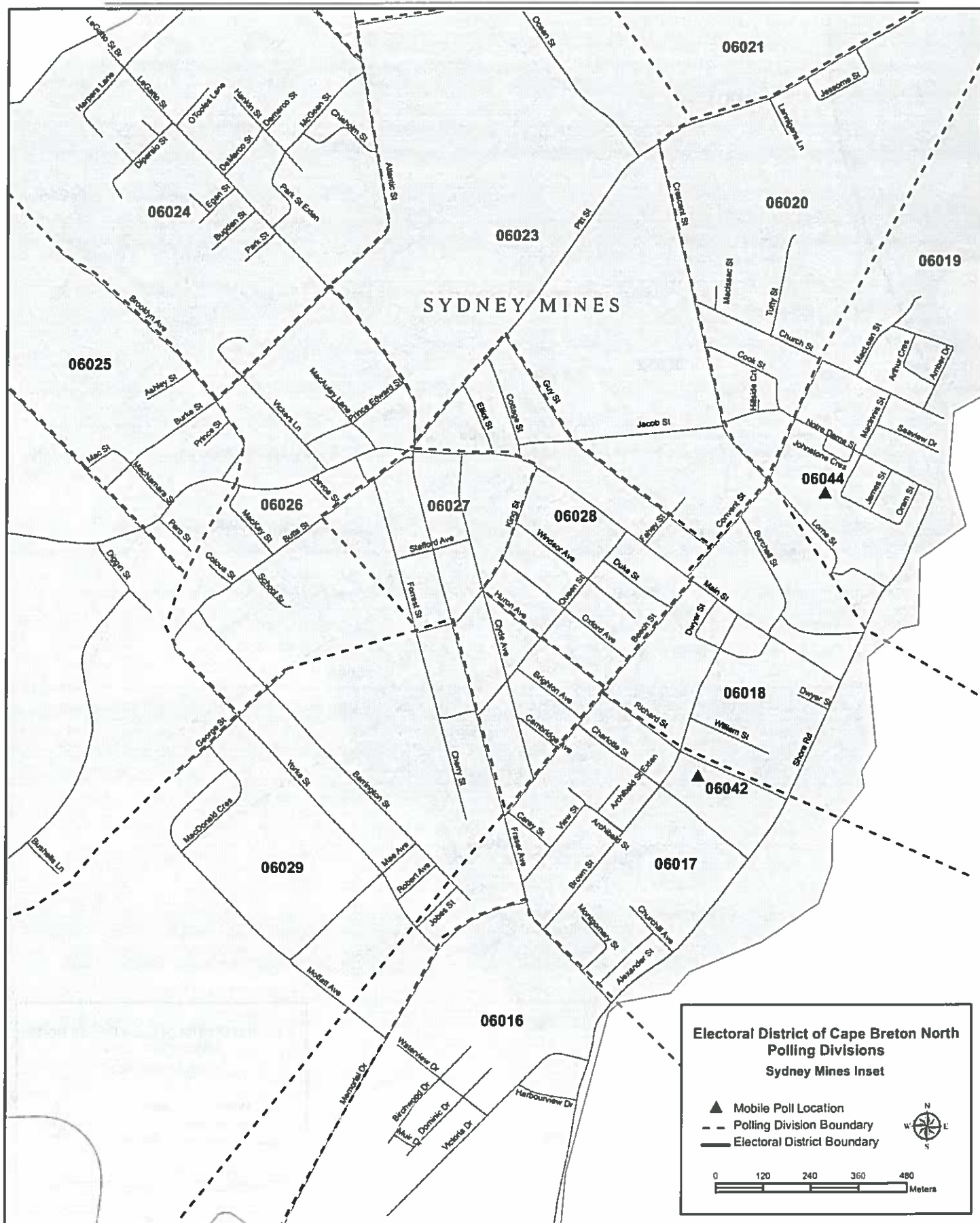
Appendix A
Election Calendar
Cape Breton North By-election
June 21, 2011

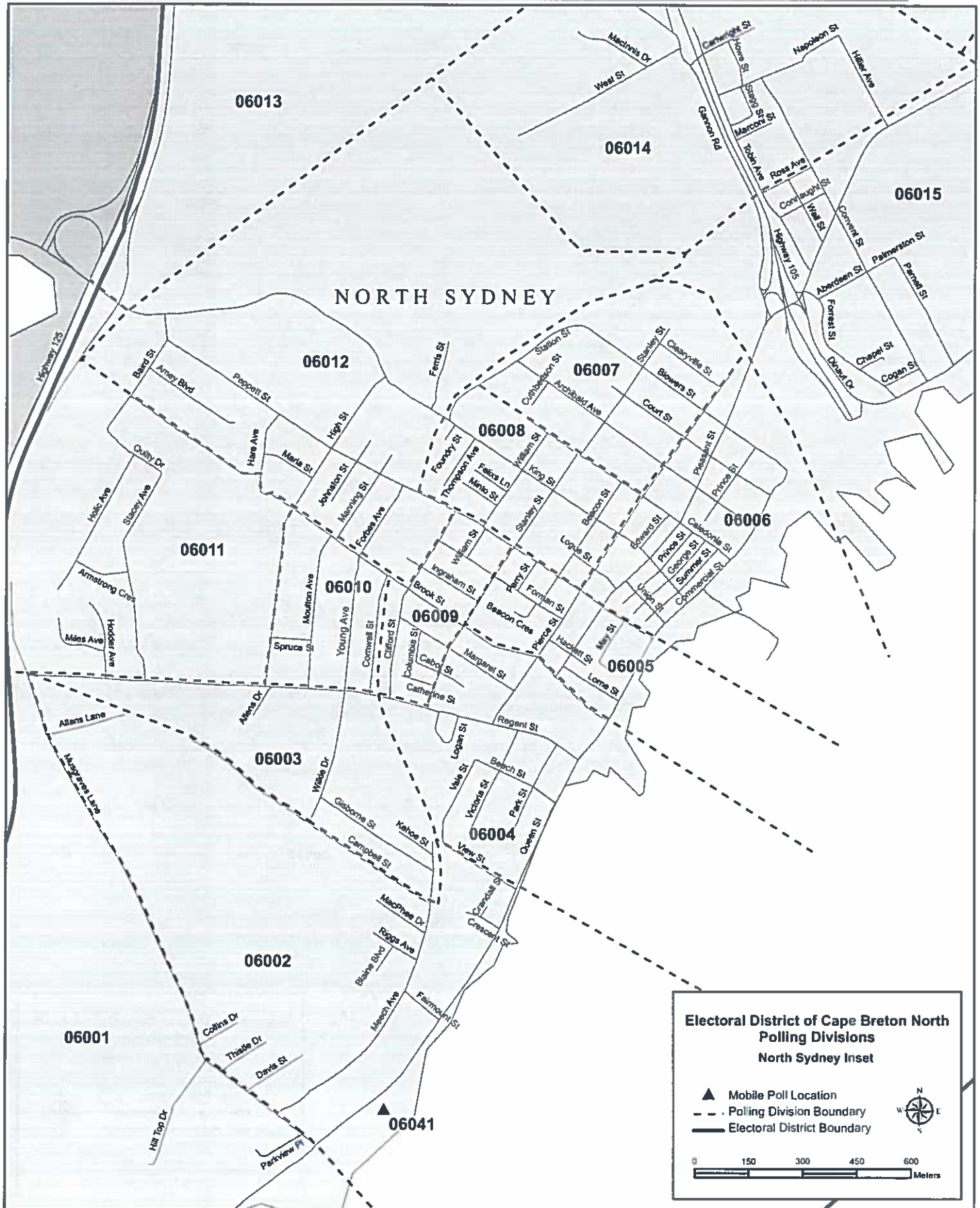
Cape Breton North By-Election Calendar

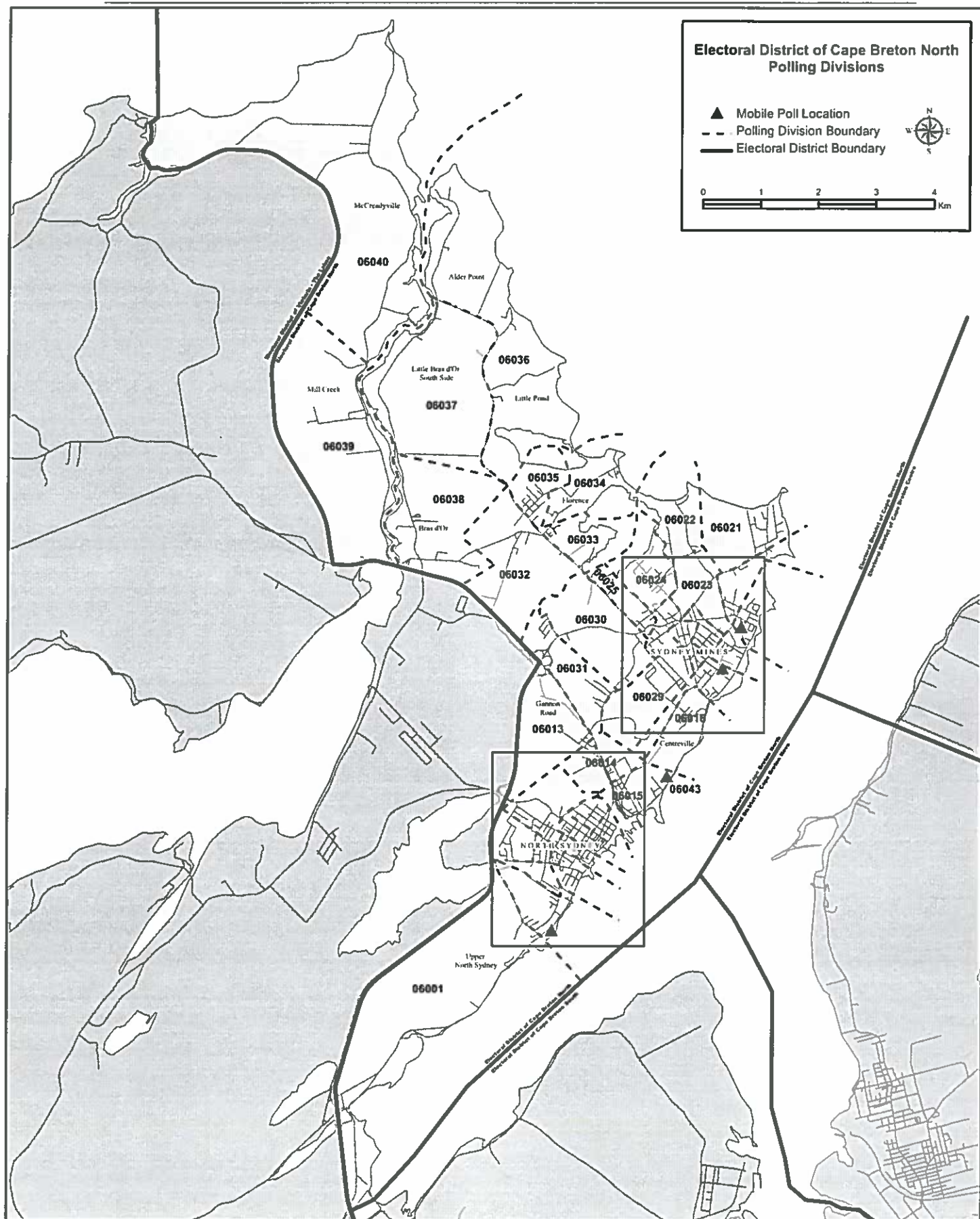
June 21, 2011

Sunday	Monday	Tuesday	Wednesday	Thursday	Friday	Saturday
					May 20, 2011	May 21, 2011
						Writ issued S 11
						RD Headquarters being established S 22, 22A
30 May 22, 2011 RD Headquarters No Public Hours Appointment Enumerators S 34(1) • Train Enumerators	29 May 23, 2011 RD Headquarters 9:00 am to 6:00 pm • Write-in Ballot (in person, by mail, by agent) S 100-106 • Target Enumeration / Confirmation S 39 • Additions and changes to the List of Electors S 57-58 • Nominations open S 66(1)(a) • Proclamation issued	28 May 24, 2011 RD Headquarters 9:00 am to 6:00 pm • Write-in Ballot (in person, by mail, by agent) S 100-106 • Target Enumeration / Confirmation S 39 • Additions and changes to the List of Electors S 57-58 • Nominations accepted S 66(1)(a)	27 May 25, 2011 RD Headquarters 9:00 am to 6:00 pm • Write-in Ballot (in person, by mail, by agent) S 100-106 • Target Enumeration / Confirmation S 39 • Additions and changes to the List of Electors S 57-58 • Nominations accepted S 66(1)(a)	26 May 26, 2011 RD Headquarters 9:00 am to 6:00 pm • Write-in Ballot (in person, by mail, by agent) S 100-106 • Target Enumeration / Confirmation S 39 • Additions and changes to the List of Electors S 57-58 • Nominations accepted S 66(1)(a)	25 May 27, 2011 RD Headquarters 9:00 am to 6:00 pm • Write-in Ballot (in person, by mail, by agent) S 100-106 • Target Enumeration / Confirmation S 39 • Additions and changes to the List of Electors S 57-58 • Nominations accepted S 66(1)(a) • Complete data entry if possible (from target enumeration)	24 May 28, 2011 RD Headquarters 9:00 am to 6:00 pm • Write-in Ballot (in person, by mail, by agent) S 100-106 • Target Enumeration / Confirmation S 39 • Additions and changes to the List of Electors S 57-58 • Nominations accepted S 66(1)(a) • Data entry must be completed (from target enumeration) • Begin to certify preliminary Lists of Electors S 43(a)
23 May 29, 2011 RD Headquarters No Public Hours • Certify preliminary Lists of Electors if ready S 43(a) • Email lists to EHS to produce Voter Information Cards (RO Manual, ch 7)	22 May 30, 2011 RD Headquarters 9:00 am to 6:00 pm • Write-in Ballot (in person, by mail, by agent) S 100-106 • Nominations accepted S 66(1)(a) • Early preliminary Lists of Electors S 43(b) • Email lists to EHS to produce Voter Information Cards (RO Manual, ch 7) • Preliminary Lists provided to each party / independent candidates S 43(c)	21 May 31, 2011 RD Headquarters 9:00 am to 6:00 pm • Write-in Ballot (in person, by mail, by agent) S 100-106 • Nominations accepted S 66(1)(a) • Revision Commencement S 53 • Revising Agents appointed S 48	20 June 1, 2011 RD Headquarters 9:00 am to 6:00 pm • Write-in Ballot (in person, by mail, by agent) S 100-106 • Nominations accepted S 66(1)(a) • Revision S 53	19 June 2, 2011 RD Headquarters 9:00 am to 6:00 pm • Write-in Ballot (in person, by mail, by agent) S 100-106 • Nominations accepted S 66(1)(a) • Revision S 53	18 June 3, 2011 RD Headquarters 9:00 am to 6:00 pm • Write-in Ballot (in person, by mail, by agent) S 100-106 • Nominations accepted S 66(1)(a) • Revision S 53	17 June 4, 2011 RD Headquarters 9:00 am to 6:00 pm • Write-in Ballot (in person, by mail, by agent) S 100-106 • Nominations accepted S 66(1)(a) • Revision S 53
16 June 5, 2011 RD Headquarters No Public Hours	15 June 6, 2011 RD Headquarters 9:00 am to 6:00 pm • All Voter Information Cards must be mailed by this date (RO Manual, ch 7) • Write-in Ballot (in person, by mail, by agent) S 100-106 • Nominations accepted S 66(1)(a) • Revision S 53	14 June 7, 2011 RD Headquarters 9:00 am to 6:00 pm • Nominations closed: 2:00 pm S 68(1) • Withdrawal deadline: 1:00 pm S 73 • Change particulars deadline: 3:00 pm S 74(1) • Grant of Poll issued S 77(1) • Write-in Ballot (in person, by mail, by agent) S 100-106 • Revision S 53	13 June 8, 2011 RD Headquarters 9:00 am to 6:00 pm • Write-in Ballot (in person, by mail, by agent) S 100-106 • Deadline for write-in ballot application in person 8:00 pm S 101(1)(a), 101-106 • Revision S 53	12 June 9, 2011 RD Headquarters 9:00 am to 6:00 pm • Special Poll 12:00 pm to 8:00 pm S 147 • Write-in Ballot (in person, by mail, by agent) S 101(1)(a), 101-106 • Revision S 53	11 June 10, 2011 RD Headquarters 9:00 am to 6:00 pm • Special Poll 12:00 pm to 8:00 pm S 147 • Write-in Ballot (by mail, by agent) S 101(1)(b), 101-106 • Revision S 53 (last day to the objection with RO)	10 June 11, 2011 RD Headquarters 9:00 am to 6:00 pm • Special Poll 12:00 pm to 8:00 pm S 147 • Write-in Ballot (in person, by mail, by agent) S 101(1)(b), 101-106 • Revision S 53
9 June 12, 2011 RD Headquarters No Public Hours	8 June 13, 2011 RD Headquarters 9:00 pm to 6:00 pm • Special Poll 12:00 pm to 8:00 pm S 147 • Write-in Ballot (by agent) S 101(1)(c), 101-106 • Revision S 53	7 June 14, 2011 RD Headquarters 9:00 am to 6:00 pm • Special Poll 12:00 pm to 8:00 pm S 147 • Write-in Ballot (by agent) S 101(1)(c), 101-106 • Revision S 53	6 June 15, 2011 RD Headquarters 9:00 am to 6:00 pm • Special Poll 12:00 pm to 8:00 pm S 147 • Write-in Ballot (by agent) S 101(1)(c), 101-106 • Revision ends 6:00 pm S 53	5 June 16, 2011 RD Headquarters 9:00 am to 6:00 pm • Official List of Electors certified S 62(1) • Official List provided to each party / Independent candidates S 62(2) • Write-in Ballot (by agent) S 101(1)(c), 101-106 • Transfer Certificates available S 68	4 June 17, 2011 RD Headquarters 9:00 am to 6:00 pm • Advance Poll 18:00 am to 8:00 pm S 136 • Write-in Ballot (by agent) S 101(1)(c), 101-106 • Transfer Certificates available S 68	3 June 18, 2011 RD Headquarters 9:00 am to 6:00 pm • Advance Poll 18:00 am to 8:00 pm ends S 136 • Write-in Ballot (deadline to request ballot by agent 6:00 pm) S 101(1)(c), 101-106 • Transfer Certificates close at 8:00 pm S 68
2 June 19, 2011 RD Headquarters No Public Hours	1 June 20, 2011 RD Headquarters 9:00 am to 6:00 pm • Certificates to Vote available at returning office S 120(1) • Time to start verification of Write-in Ballots established (RO Manual, ch 11) • Transfer Certificates available for an Election Officer who has been appointed after the last day of advance poll S 68	0 June 21, 2011 Election Day RD Headquarters 9:00 am until all poll results are received • Ordinary Poll 9:00 am to 7:00 pm S 79 • All Write-in Ballots are to be returned to the Returning Officer by 7:00 pm • Transfer Certificates available for an Election Officer who has been appointed after the last day of advance poll S 68(2)	-1 June 22, 2011 RD Headquarters No Public Hours	-2 June 23, 2011 RD Headquarters No Public Hours • Official addition 18:00 am S 158 unless delayed S 158	-6 June 27, 2011 RD Headquarters No Public Hours • Earliest date for application for judicial recount (4 days) S 160	-10 July 1, 2011 Canada Day Earliest date for Return of the Vote (official count not delayed and no recount under S 168)
POST ELECTION RESPONSIBILITIES						
-30 July 21, 2011	• Reconciliation of tax receipts and return of unused receipts (Form B022) to be filed with the Chief Electoral Officer one month after receipt of reimbursement (RO Manual, ch 11) • Returning officer to advise EHS of any delinquent official agent	• Authored Report of Candidate's Election Expenses (Form 681) Part 1, if and if of this form are filed directly with Elections Nova Scotia • The package for the official agent includes a prepaid return envelope for each official agent to be used for filing reports. Under no circumstances should a returning officer accept delayed reports from an official agent.	70 Days Post Election - August 30, 2011			
• Notification by Official Agent of Disposal of Excess Contributions (Form 686) to be filed with the Chief Electoral Officer one month after receipt of reimbursement (RO Manual, ch 11) • If not filed by the deadline, the returning officer should advise EHS of any delinquent official agent.						

Appendix B
Maps
Cape Breton North By-election
June 21, 2011







Appendix C
Poll-by-Poll Results
Cape Breton North By-election
June 21, 2011

Poll-by-Poll Results for Electoral District of Cape Breton North By-election June 21, 2011

06 Electoral District of Cape Breton North

Polling Station No	Polling Station Location	Names on Official List*	Electors Voted	Turnout	Candidates				Rejected Ballots
					Jonathan Dean Atlantica Party	Russell MacDonald NDP	Brian Joseph McGeach NSLP	Eddie Orrell PC	
01	Northside Guest Home	366	169	46.17%	2	35	20	108	4
02	North Sydney Firefighter's Club	428	184	42.99%	3	62	21	97	1
03	North Sydney Firefighter's Club	248	98	39.52%	0	17	7	74	0
04	North Sydney Firefighter's Club	377	142	37.67%	1	33	12	95	1
05	North Sydney Firefighter's Club	425	110	25.88%	0	23	14	73	0
06	Knights Of Columbus Club	301	129	42.86%	2	29	5	92	1
07	Knights Of Columbus Club	329	156	47.42%	10	56	13	77	0
08	Knights Of Columbus Club	428	145	33.88%	2	51	10	81	1
09	Masonic Hall	323	125	38.70%	2	38	4	81	0
10	Masonic Hall	314	131	41.72%	1	30	13	84	3
11	Masonic Hall	446	206	46.19%	3	58	15	129	1
12	Masonic Hall	423	197	46.57%	4	56	13	124	0
13	North Sydney Senior Citizens & Pensioners' Club	217	77	35.48%	0	33	6	38	0
14	North Sydney Senior Citizens & Pensioners' Club	314	134	42.68%	2	21	16	94	1
15	North Sydney Senior Citizens & Pensioners' Club	328	142	43.29%	2	25	7	107	1
16	Sydney Mines Senior Citizens Pensioners Club	332	128	38.55%	0	40	17	69	2
17	Sydney Mines Senior Citizens Pensioners Club	351	144	41.03%	2	54	23	65	0
18	Sydney Mines Senior Citizens Pensioners Club	407	124	30.47%	1	44	22	54	3
19	Sydney Mines Senior Citizens Pensioners Club	403	119	29.53%	0	39	23	56	1
20	Sydney Mines Senior Citizens Pensioners Club	335	82	24.48%	0	37	9	36	0
21	Sydney Mines Senior Citizens Pensioners Club	262	74	28.24%	1	19	22	32	0
22	Sydney Mines Senior Citizens Pensioners Club	237	85	35.86%	0	29	19	36	1
23	Sydney Mines Senior Citizens Pensioners Club	298	108	36.24%	2	24	29	50	3
24	St Pius X Parish Hall	444	144	32.43%	2	29	44	68	1
25	St Pius X Parish Hall	342	148	43.27%	0	57	27	62	2
26	St Pius X Parish Hall	336	105	31.25%	1	28	20	55	1
27	St Pius X Parish Hall	410	145	35.37%	0	52	29	63	1
28	St Pius X Parish Hall	423	122	28.84%	1	32	19	70	0
29	St Pius X Parish Hall	516	182	35.27%	1	59	41	78	3
30	St Pius X Parish Hall	372	141	37.90%	3	40	22	75	1
31	St Pius X Parish Hall	306	96	31.37%	2	23	6	64	1
32	Florence Fire Hall	445	151	33.93%	0	67	20	63	1
33	Florence Fire Hall	196	84	42.86%	0	30	17	37	0
34	Florence Fire Hall	300	87	29.00%	0	19	12	55	1
35	Florence Fire Hall	295	120	40.68%	0	47	8	65	0
36	Florence Fire Hall	378	151	39.95%	1	69	14	65	2
37	Bras D'Or Senior Citizen & Pensioners Hall	309	134	43.37%	1	73	6	53	1
38	Bras D'Or Senior Citizen & Pensioners Hall	292	146	50.00%	1	66	18	58	3
39	Bras D'Or Senior Citizen & Pensioners Hall	328	143	43.60%	2	67	18	53	3
40	Bras D'Or Senior Citizen & Pensioners Hall	244	88	36.07%	1	38	14	35	0
41	Northside Guest Home (mobile)	185	51	27.57%	0	8	9	32	2
42/43	Harbourview Hospital (mobile) Northside General Hospital (mobile)	53	27	50.94%	0	4	6	17	0
44	Miners' Memorial (mobile)	48	22	45.83%	1	1	4	16	0
Adv 1A	North Sydney Senior Citizens & Pensioners' Club		244		4	58	21	161	0
Adv 1B	North Sydney Senior Citizens & Pensioners' Club		243		1	52	20	170	0

continued on next page

* Includes electors added to the List of Electors on Election Day

06 Electoral District of Cape Breton North (cont.)

Polling Station No	Polling Station Location	Names on Official List*	Electors Voted	Turnout	Candidates				Rejected Ballots
					Jonathan Dean Atlantica Party	Russell MacDonald NDP	Brian Joseph McGean NSLP	Eddie Orrell PC	
Adv 2A	Sydney Mines Senior Citizens Pensioners Club		353		2	104	53	194	0
Adv 2B	Sydney Mines Senior Citizens Pensioners Club		325		1	95	48	181	0
Adv 3A	Florence Fire Hall		185		2	74	20	87	2
Adv 3B	Florence Fire Hall		96		3	39	7	46	1
WIB	Returning Office		303		1	80	25	191	6
Spec	Returning Office		254		1	101	43	109	0
Totals		14,114	7,299	51.71%	72	2,265	931	3,975	56
		% of valid votes cast			0.99%	31.27%	12.85%	54.88%	

Elected: Eddie Orrell (PC)

* Includes electors added to the List of Electors on Election Day

Appendix D
Candidate Expenses,
Candidate Reimbursements
and Returning Office Costs

Table D-1: Categorized Candidate Election Expenses
Cape Breton North By-election June 21, 2011

Party	Candidate	Headquarters	Worker Remuneration	Publicity/Advertising	Travel	Campaign Functions	Other	Personal Expenses of Candidate	Total Amended Election Expenses	Election Expenses Reimbursement
NSLP	Brian Joseph MCGEAN	\$2,286.98	\$3,500.00	\$28,064.30	\$0	\$600.26	\$3,309.45	\$954.25	\$38,715.24	\$20,345.56
NDP	Russell MACDONALD	\$5,591.66	\$3,422.85	\$19,381.05	\$2,861.03	\$0	\$174.49	\$0	\$31,341.08	\$20,345.56
Atlantica	Jonathan DEAN	Not received								
PC	Ralph Edward (Eddie) ORRELL	\$7,379.66	\$10,865.69	\$27,026.96	\$3,572.83	\$2,263.55	68.50	\$56.29	\$51,233.48	\$20,345.56
	Totals	\$15,258.3	\$17,788.54	\$74,472.31	\$6,433.86	\$2,863.81	\$3,552.44	\$1,010.54	\$121,289.8	\$61,036.68

Table D-2: Summary of Candidate Election Expenses and Reimbursements
Cape Breton North By-election June 21, 2011

Party	Candidate	Votes Received	% of Vote	Election Expenses Reported	Amended Election Expenses	Election Expenses Reimbursement	Audit Fee Reimbursement
NSLP	Brian Joseph MCGEAN	931	12.85%	\$39,129.55	\$38,715.24	\$20,345.56	\$862.50
NDP	Russell MACDONALD	2,265	31.27%	\$31,668.89	\$31,431.08	\$20,345.56	\$885.50
Atlantica	Jonathan DEAN	72	.99%	Not received			
PC	Ralph Edward (Eddie) ORRELL	3,975	54.88%	\$51,284.11	\$51,233.48	\$20,345.56	\$747.50
	Totals	7,299	100.00%	\$122,082.55	\$121,379.80	\$61,036.68	\$2,495.50

Table D-3: Categorized Returning Office Costs
Cape Breton North By-election June 21, 2011

Poll Workers	Enumerators & Revising Agents	Polling Stations	Postage	Ballot Printing	Office & Equipment Leases	Office Expense	Salaries & Benefits	Telephone & Internet	ENS Overhead	Total
30,103.00	1,626.80	4,658.19	7,730.24	3,814.18	3,217.39	8,067.82	28,028.59	2,515.55	20,356.89	110,118.65

Appendix E
Do You Need Help Voting?
Cape Breton North By-election
June 21, 2011



Cape Breton North By-election

June 21, 2011



DO YOU NEED HELP VOTING?

Elections Nova Scotia will be pleased to help you to vote anytime by write-in ballot. **Call early.**

To make arrangements, call the Cape Breton North returning office, toll-free, at 1-855-736-9945.

Count Yourself In...Vote

Christine McCulloch, Q.C.
Chief Electoral Officer





electionsnovascotia.ns.ca

902-424-8584

1-800-565-1504 *Toll-free in Nova Scotia*

902-424-7475 *TTY for the hearing impaired*