

Report of the Chief Electoral Officer on the Proceedings of By-Elections:

Cape Breton Centre

Truro-Bible Hill-Millbrook-Salmon River

March 10, 2020

Statement of Votes, Financial Information
and Statistics



Report of the Chief Electoral Officer on the Proceedings of By-Elections:

Cape Breton Centre

Truro-Bible Hill-Millbrook-Salmon River

March 10, 2020

Statement of Votes, Financial Information
and Statistics



Published by the Chief Electoral Officer

December 22, 2020

December 22, 2020

The Honourable Kevin Murphy
Speaker of the House of Assembly
Province of Nova Scotia
1726 Hollis Street, Province House
Halifax, NS
B3J 2Y3

Dear Mr. Speaker,

I have the honour to present the report of the Chief Electoral Officer on the by-elections held on March 10, 2020 in the electoral districts of Cape Breton Centre and Truro-Bible Hill-Millbrook-Salmon River.

I respectfully request that you table this report to the House of Assembly at the next sitting.

This report is submitted to the House of Assembly in accordance with Section 163 of the *Elections Act*.


Respectfully submitted,



Original signed by
Richard Temporale,
Chief Electoral Officer

Table of Contents

Introduction	1
Voting Opportunities	2
By-election Results	3
Analysis	4
Voter Participation	4
Voter Turnout over 10 years	5
Early Voter Turnout over 10 years	6
Rejected Ballots	7
Number of Seats in the House of Assembly	7
Electoral Finance	8
Registered Parties' Expense Limits	8
Candidate Expense Limits	9
Candidates, Official Agents, and Report Filing	9
Candidate Nomination Deposit	11
Candidate Audit Fee	11
Summary of Candidate Election Expenses and Reimbursements	11
Election Costs	14
Third Party Advertising	15
Total Advertising Costs	15
Total Cost	15
Cost Per Elector	16
Compliance	18
Chief Electoral Officer Recommendations	18
Readability Measure	18
APPENDIX A • March 10, 2020 By-election Calendars	19
APPENDIX B • Electoral District Maps	22
APPENDIX C • Poll-by-Poll Results	25



Tables

Table 1 • Number of Votes Cast by Voting Opportunity	2
Table 2 • Votes Received by Candidate	3
Table 3 • Number of Electors and Votes by Age	4
Table 4 • Voter Turnout in By-elections over 10 years	5
Table 5 • Early Voter Turnout in By-elections over 10 Years	6
Table 6 • Rejected Ballot by Voting Opportunity	7
Table 7 • Registered Party Spending Limits, Filing Dates, and Election Expenses .	8
Table 8 • Candidate Election Expense and Reimbursement Limits	9
Table 9 • Reporting Requirements of Official Agent of a Candidate	10
Table 10 • Registered Candidates, Official Agents, and Report Filing Dates	11
Table 11 • Candidate Election Expenses and Reimbursements	12
Table 12 • By-election Costs by Electoral District	14
Table 13 • Summary of Advertising Costs for the March 10th By-elections	15
Table 14 • Summary of Total By-election Costs	15
Table 15 • Cost Per Elector	16

Abbreviations

Atlantica	Atlantica Party Association of Nova Scotia
Green Party	Green Party of Nova Scotia
NSNDP	Nova Scotia New Democratic Party
Liberal	The Nova Scotia Liberal Party
PC	Progressive Conservative Association of Nova Scotia
ACEO	Assistant Chief Electoral Officer
the <i>Act</i>	<i>Elections Act</i>
CEO	Chief Electoral Officer
ENS	Elections Nova Scotia
OA	Official Agent
PGE	Provincial General Election
RO	Returning Officer
Tariff	Tariff of Fees and Expenses
VIC	Voter Information Card

Introduction

Two by-elections were held on March 10, 2020 in the electoral districts of Cape Breton Centre and Truro-Bible Hill-Millbrook-Salmon River.

On September 12, 2019, Lenore Zann (independent) vacated her seat in Truro-Bible Hill-Millbrook-Salmon River and on February 6, 2020, the resignation of Tammy Martin (NSNDP) came into effect for the electoral district of Cape Breton Centre. On February 6, 2020, pursuant to an Order of the Lieutenant Governor in Council, writs of election were issued under the *Elections Act* (the *Act*) by the Chief Electoral Officer (CEO), to the returning officers for these electoral districts ordering that elections be held on Tuesday, March 10, 2020.

On March 12, at the Official Addition, the following candidates were determined to have the most votes and were declared elected with the return of the completed writs of election on Friday, March 20, 2020:

- Cape Breton Centre – Kendra Coombes (NSNDP)
- Truro-Bible Hill-Millbrook-Salmon River – David Ritcey (PC)

The CEO published an election calendar for the March 10th by-elections. A copy of the by-election calendar is shown in Appendix A. The calendar identifies important dates such as date of writ, voting opportunities, close of nominations, election day and return of writ of election.

This report contains the statement of votes, financial information, and statistics for these by-elections.



Voting Opportunities

Electors in these by-elections had several voting opportunities available to cast their ballot. Voting was available prior to election day through write-in ballots and continuous polls at each returning office. Two community polls were offered for two days in Truro-Bible Hill-Millbrook-Salmon River from Wednesday, March 4 to Thursday, March 5. In these by-elections, electors could vote in either electoral district prior to election day just like in a provincial general election (PGE). On election day voters could cast their ballot at their assigned poll location or at their district's returning office. Mobile polls were also held on election day to allow voters in residential centers better access and voting assistance if needed.

Table 1 provides a summary of the number of votes cast by each voting opportunity in each electoral district.

Table 1 • Number of Votes Cast by Voting Opportunity

By-election	Write-in-Ballot Poll	Returning Office Continuous Poll	Advance Poll	Community Poll	Mobile Poll	Election Day Poll	Total
Cape Breton Centre	286	2,077	N/A	N/A	34	3,976	6,373
Truro-Bible Hill-Millbrook-Salmon River	77	1,939	N/A	265	197	3,230	5,708

Note: number of votes cast by voting opportunity includes rejected ballots

By-election Results

Table 2 provides a summary of valid votes received by candidate in each electoral district. The candidate that was declared elected in each district is highlighted. Poll-by-poll results are shown in Appendix C.

Table 2 • Votes Received by Candidate

By-election	Candidates	Registered Party	Votes Received
Cape Breton Centre	Kendra Coombes	NSNDP	2,731
	Adrianna MacKinnon	Green Party	76
	Louie Piovesan	PC	1,567
	Dave Wilton	Liberal	1,982
Truro-Bible Hill-Millbrook- Salmon River	Ivan Drouin	Green Party	398
	Allan Kennedy	Liberal	1,385
	Kathleen Kevany	NSNDP	925
	Dave Ritcey	PC	2,922
	Matthew Rushton	Atlantica	55



Analysis

Voter Participation

During these by-elections, voters could register and be added to the list of electors. Revisions were made to the lists throughout the by-elections.

There are three versions of the list of electors certified by the returning officer and may be distributed to nominated candidates. The preliminary list of electors must be certified by Day 22 of the election calendar (Appendix A) The revised list of electors is certified by Day 11, the first day of advance polls. The official list of electors is certified by Day 2 and is used at the election day polls. After the writ of election is returned, the final list of electors is completed and made available to the political parties that ran candidates and the newly elected member for each district.

A personalized Voter Information Card (VIC) was mailed to each voter on the preliminary list. The VIC package included information about all available voting opportunities and the choices of candidates by name and party.

Table 3 shows the participation of eligible electors in each by-election, by age group.

Table 3 • Number of Electors and Votes by Age

Age Range	Cape Breton Centre			Truro-Bible Hill-Millbrook-Salmon River		
	Electors	Voted	% Voted	Electors	Voted	% Voted
18-24 Years	674	161	24%	871	133	15%
25-34 Years	1,527	378	25%	2,155	299	14%
35-44 Years	1,531	473	31%	2,153	546	25%
45-54 Years	1,937	895	46%	2,478	784	31%
55-64 Years	2,833	1,721	61%	3,097	1,299	42%
65-74 Years	2,393	1,580	66%	2,563	1,358	53%
75+ Years	1,589	925	58%	2,502	1,251	49%
Unknown Age		240			38	
Overall turnout	12,484	6,373	51%	15,819	5,708	36%

Voter Turnout over 10 years

Table 4 shows the voter turnout for by-elections over the past 10 years.

Table 4 • Voter Turnout in By-elections over 10 years

	Electors	Voted	% Voted
2010 Yarmouth	13,361	7,917	59.3%
2010 Glace Bay	12,947	7,234	55.9%
2010 Cumberland South	9,874	5,738	58.1%
2011 Cape Breton North	14,114	7,299	51.7%
2015 Sydney-Whitney Pier	18,310	7,768	42.4%
2015 Dartmouth South	17,100	6,486	37.9%
2015 Cape Breton Centre	13,389	6,341	47.4%
2016 Halifax Needham	15,372	4,967	32.3%
2018 Cumberland South	10,927	5,790	53.0%
2019 Sackville-Cobequid	15,260	6,335	41.5%
2019 Argyle-Barrington	12,473	6,167	49.4%
2019 Northside-Westmount	16,075	7,795	48.5%
2019 Sydney River-Mira-Louisbourg	15,098	7,377	48.9%
2020 Cape Breton Centre	12,484	6,373	51.0%
2020 Truro-Bible Hill-Millbrook-Salmon River	15,819	5,708	36.1%



Early Voter Turnout over 10 years

The trend of voting before election day continues to grow. In general elections early voting has increased from 15% in 2009 to 25% in 2013 and 30% in 2017. By-elections have followed a similar trend. Increased opportunities to vote have been a factor that have contributed to the rise in early voting. Table 5 shows early voter turnout in by-elections over the last 10 years.

Table 5 • Early Voter Turnout in By-elections over 10 Years

	Voted	Early Votes	% Early Votes
2010 Yarmouth	7,917	1,219	15.4%
2010 Glace Bay	7,234	1,850	25.6%
2010 Cumberland South	5,738	1,292	22.5%
2011 Cape Breton North	7,299	2,003	27.4%
2015 Sydney-Whitney Pier	7,768	2,427	31.2%
2015 Dartmouth South	6,486	1,560	24.0%
2015 Cape Breton Centre	6,341	1,567	24.7%
2016 Halifax Needham	4,967	1,605	32.3%
2018 Cumberland South	5,790	1,924	33.3%
2019 Sackville-Cobequid	6,335	2,717	42.9%
2019 Argyle-Barrington	6,167	1,584	25.7%
2019 Northside-Westmount	7,795	2,489	31.9%
2019 Sydney River-Mira-Louisbourg	7,377	1,458	19.8%
2020 Cape Breton Centre	6,373	2,222	34.8%
2020 Truro-Bible Hill-Millbrook-Salmon River	5,708	2,191	38.3%

Rejected Ballots

During the count after the close of polls on election day, ballots that are not clearly marked for one of the registered candidates are reported as 'rejected'.

We acknowledge that this accounting is not relevant to determining who won the election. In the context of why we encounter rejected ballots in the electoral process, their scrutiny after the fact is informative, and therefore, worth reporting. ENS reviews the rejected ballots after each election to understand the reasons ballots are rejected and to improve the ballot and voting processes.

Table 6 provides the number of rejected ballots by voting opportunity for each electoral district.

Table 6 • Rejected Ballot by Voting Opportunity

By-election	Total Rejected Ballots						Total
	Advance Poll	Mobile Poll	Community Poll	Returning Office Continuous Poll	Write-in-Ballot	Election Day	
Cape Breton Centre	-	1	-	6	-	10	17
Truro-Bible Hill-Millbrook-Salmon River	-	5	1	6	3	8	23

Number of Seats in the House of Assembly

When the writ of election was issued on February 6, 2020 for the by-elections in Cape Breton Centre and Truro-Bible Hill-Millbrook-Salmon River, the distribution of 51 seats in the Nova Scotia House of Assembly was: 27 Liberal, 17 PC, 4 NSNDP, 1 independent member, and 2 vacancies.

During these by-elections on February 24, 2020, the Member for Chester-St. Margaret's (Hugh MacKay, Liberal) became independent. Therefore, the distribution of 51 seats in the Nova Scotia House of Assembly on the day of the by-elections was: 26 Liberal, 17 PC, 4 NSNDP, 2 independent members, and 2 vacancies.

At the conclusion of these by-elections the distribution of 51 seats in the Nova Scotia House of Assembly was: 26 Liberal, 18 PC, 5 NSNDP, and 2 independent members.



Electoral Finance

The reporting of election expenses is important to ensure that all election spending stays within the legislated limits as defined by the *Act* as they are key components of the electoral finance regime in Nova Scotia.

Registered Parties' Expense Limits

The *Act* sets out formulas by which registered party spending limits are established. Within 120 days of the date of the return of the writ of election, the official agent of each registered party that fielded a candidate is required to file a report of election expenses with supporting receipts and an independent auditor's opinion respecting the report. The *Act* does not provide for the reimbursement of registered party election expenses. The CEO waived the requirement for registered parties to have an audit of their expenses if costs incurred were less than \$500 for these by-elections.

The votes cast per party candidate in a by-election do not alter the amount of public funding each registered party receives annually through ENS. This amount is based on the votes cast for all party candidates throughout the province in the last PGE.

Table 7 shows the expenses for the registered parties that endorsed candidates in these by-elections. The table includes the spending limits set for registered parties in each by-election and the date each party filed their report.

Table 7 • Registered Party Spending Limits, Filing Dates, and Election Expenses

By-election	Registered Party	Spending Limit (\$)	Filing Date	Election Expense (\$)
Cape Breton Centre Due July 8, 2020	Green Party	6,613	September 25, 2020	0
	NSNDP	6,613	August 17, 2020	0
	Liberal	6,613	July 7, 2020	6,342.14
	PC	6,613	July 7, 2020	6,613.88
Truro-Bible Hill-Millbrook-Salmon River Due July 8, 2020	Atlantica	6,613	June 28, 2020	0
	Green Party	6,613	September 25, 2020	0
	NSNDP	6,613	August 17, 2020	0
	Liberal	6,613	July 7, 2020	6,444.09
	PC	6,613	July 7, 2020	6,613.88

Candidate Expense Limits

The *Act* provides the formula for calculating the maximum amount that a candidate may incur for election expenses. The final limit is based on the greater of the number of electors on either the preliminary or final lists of electors.

A candidate who receives at least 10% of the valid votes cast in their electoral district is eligible to receive reimbursement of election expenses. The amount of reimbursement is the lesser of the maximum reimbursement amount or the candidate's actual election expenses. Table 8 provides the candidate expense and reimbursement limits for these by-elections based on the final list of electors for each district.

Table 8 • Candidate Election Expense and Reimbursement Limits

	Cape Breton Centre	Truro-Bible Hill-Millbrook-Salmon River
Date of final list	May 15, 2020	May 15, 2020
Number of Electors*	12,484	15,925
Total Candidate Spending Limit (\$) (s.260 of the <i>Act</i>)	73,499.93	90,509.74
Candidate Reimbursement Amount (\$) Maximum \$1.62 per elector (s.267 of the <i>Act</i>)	20,631.09	26,317.69

* Reimbursements are based on the greater number of electors of the preliminary number and the final list.

Candidates, Official Agents, and Report Filing

The *Act* requires each candidate to appoint an Official Agent (OA) and provide their name and address on their nomination papers. The OA of a candidate is responsible for all financial aspects of the campaign and is required to file reports detailing election expenses, political contributions, and tax receipts. If candidate expenses exceed \$500,

an audit must be conducted for certain reports. The *Act* requires the auditor appointed by the candidate be an accountant licensed to audit with Chartered Professional Accountants of Nova Scotia (CPANS).

Table 9 provides a listing of reports that must be filed by the OA of a candidate including the statutory reference, the audit requirement, and the filing deadlines. In addition to the listed filing deadlines, unused tax receipts must be returned to ENS within 30 days of election day.

ENS staff offered local training sessions in advance of these by-election to assist the OAs in understanding their duties and the preparations of the required reports.



Table 9 • Reporting Requirements of Official Agent of a Candidate

Report Name	Legislative Reference	Audit Required	Filing Deadline
Report of Candidate's Election Expenses (Form 2 series)	<i>Elections Act</i> ss. 229(1)	Audit opinion respecting report	80 days after return of the writ: June 8, 2020
Candidate's Statement of Contributions for which Official Tax Receipts issued (Form 2-5)	<i>Elections Act</i> ss. 240(3)	Audit opinion respecting report	80 days after return of the writ: June 8, 2020
Notification by Official Agent of Disposal of Excess Contributions (Form 2-6)	<i>Elections Act</i> S. 268	Audit opinion not required	Within 30 days of receiving final reimbursement of election expenses or in the case where the candidate is not eligible for reimbursement within 60 days of filing reports.

Table 10 lists each candidate and their OA as well as the date on which the OA initially filed their candidate's by-election report. Under the *Act*, the elected candidate is disqualified from sitting or voting in the House of Assembly until their OA has filed their required reports.

Table 10 • Registered Candidates, Official Agents, and Report Filing Dates

By-election	Candidates	Registered Party	Official Agent	Filing Date
Cape Breton Centre (Due June 8, 2020)	Kendra Coombes*	NSNDP	Dillon Hutchins	June 29, 2020
	Adrianna MacKinnon	Green Party	Keith Towes	May 17, 2020
	Louie Piovesan	PC	Evan Perry	June 8, 2020
	Dave Wilton*	Liberal	Cathy Wilton	July 8, 2020
Truro-Bible Hill-Millbrook-Salmon River (Due June 8, 2020)	Ivan Drouin	Green Party	Susan Smith	June 2, 2020
	Allan Kennedy*	Liberal	Garnet Cook	July 11, 2020
	Kathleen Kevany*	NSNDP	David McKillop	July 2, 2020
	Dave Ritcey*	PC	Myles Johnson	July 7, 2020
	Matthew Rushton	Atlantica	Nora Habkirk	August 28, 2020

* Request for extension granted- revised due date July 8, 2020

Candidate Nomination Deposit

When a candidate files their nomination papers with the RO, the *Act* requires a deposit of \$200. Following the 2017 PGE and based on the Court of Queen's Bench decision in Alberta ruling that the nomination deposit requirement for federal elections infringe on section 3 of the Canadian Charter of Rights and Freedoms, the CEO recommended removing the requirement for the nomination deposit. Based on this recommendation, the CEO waived the nomination deposit requirement for by- elections held since 2017 including these by-elections.

In the Spring 2020 session of the House of Assembly, the Legislature passed amendments to the *Act* based on the CEO's recommendations from the 2017 PGE. The elimination of the nomination deposit was not included in these amendments and remains in the *Act*.

Candidate Audit Fee

Under Section 18 of the *Tariff of Fees and Expenses (Tariff)*, the OA of a candidate can be reimbursed for all or a portion of their costs for audit fees. Where a candidate's election expenses amount to less than \$500, an audit report is not required. A candidate's eligibility to be reimbursed for audit costs is not conditional on receiving a minimum threshold of the valid votes cast. The amount of reimbursement a candidate may receive is the lesser of \$846.44 or the auditor's fee. The audit fee reimbursed to each candidate is shown in Table 11.

Summary of Candidate Election Expenses and Reimbursements

The election expenses report filed by the OA of a candidate receives a detailed compliance review by the financial staff of the CEO. All expenses reported must meet the definition of election expenses in the *Act*. Pursuant to the *Act* any payment of \$25 or more for election expenses must be evidenced by a receipt. Table 11 shows each candidate's expenses as categorized in their election expenses report (Form 2-3E and 2-3F) as amended by the detailed compliance review.



Table 11 • Candidate Election Expenses and Reimbursements

Electoral District	Candidates	Registered Party	Expense Category (\$)			
			Head-Quarters	Worker Remuneration	Publicity Advertising	Travel
Cape Breton Centre	Kendra Coombes	NSNDP	2,145.88	7,809.38	16,228.29	1,332.42
	Adrianna MacKinnon	Green Party	0	0	0	0
	Louie Piovesan	PC	4,188.55	6,218.94	7,518.44	1,307.18
	Dave Wilton	Liberal	3,579.80	3,523.04	26,767.48	502.33
Truro-Bible Hill-Millbrook-Salmon River	Ivan Drouin	Green Party	174.49	0	4,311.08	0
	Allan Kennedy	Liberal	3,332.01	954.79	20,333.85	3,178.99
	Kathleen Kevany	NSNDP	4,293.23	8,519.60	19,545.11	0
	Dave Ritcey	PC	5,087.37	474.90	19,155.82	3,781.69
	Matthew Rushton	Atlantica	0	0	0	0

* Total amended election expense totals have been rounded



Expense Category (\$)						
Campaign Functions	Other	Total Amended Elections Expenses	Election Expense Reimbursement	Audit Fees	Penalty for Late Filings	Total Reimbursement
40.50	30.87	27,587.34	20,617.87	846.44	0	21,464.31
0	0	0	0	0	0	0
0	739.75	19,972.86	19,972.86	846.44	0	20,819.30
98.56	0	34,471.21	20,617.87	846.44	0	21,464.31
649.36	0	5,134.93	0	600.00		600.00
71.70	11.02	27,882.36	26,317.69	846.44	150.00	27,014.13
185.82	419.75	32,963.51	26,317.69	846.44	0	27,164.13
0	4,065.00	32,564.78	26,317.69	846.44	0	27,164.13
0	0	0	0	0	500.00	0



Election Costs

ENS makes every effort to record and report all costs associated with the delivery of each election. Costs associated with election service delivery can be categorized as either direct costs or indirect costs.

Direct costs are costs that can be specifically identified with a returning office. For reporting purposes, direct costs are consolidated and categorized.

Indirect costs are those overhead costs associated with the by-election's administration and election operations incurred by ENS as part of election service delivery.

Table 12 summarizes all direct and indirect by-election costs for these by-elections.

Table 12 • By-election Costs by Electoral District

Cost Category (\$)	Electoral District	
	Cape Breton Centre	Truro-Bible Hill-Millbrook-Salmon River
Election Workers	28,742.21	35,043.22
Enumerators	0	0
Polling Locations	3,489.45	4,494.35
Postage, Courier, and Shipping	5,995.41	8,737.44
Ballot and VIC Printing	8,346.27	10,277.23
Office and Equipment Leases	6,905.00	10,350.00
Office Expenses	1,341.61	1,179.62
Returning Office staff*	36,653.81	41,440.64
Telephone and Internet	434.41	494.58
Total RO HQ Cost	91,908.17	112,017.08
ENS Overhead	8,612.07	10,912.71
Total Cost Per ED (RO HQ Cost + ENS Overhead)	100,520.24	122,929.79

* Returning Office staff include: Returning Officer, Assistant Returning Officer, Revision Assistant, Deputy Presiding Officer, Presiding Officer, Write-in Ballot Coordinator, Assistant Write-in Ballot Coordinator

Third Party Advertising

A third party is an individual or group that is not a candidate, registered party or electoral district association that has chosen to publicly voice an opinion that could affect the outcome of the election. The *Act* requires third parties to register and report their spending if they have spent \$500 or more on election advertising. Election advertising is a message that promotes or opposes a registered party or candidate or takes a position on an issue associated with a registered party or candidate. According to the *Act*, the limit for third party advertising in the March 10, 2020 by-elections was set at \$2,311.33.

No third-party advertisers registered for these by-elections.

Total Advertising Costs

ENS reports advertising expenses in its *Annual Report*, and in the *Financial Information & Statistics* following each election or by-election.

Table 13 • Summary of Advertising Costs for the March 10th By-elections

Advertising Medium	Television	Radio	Print	Social Media	Online	Total
Expense (\$)	Nil	861	4,197	Nil	Nil	5,058

Total Cost

Table 14 • Summary of Total By-election Costs

By-election Cost (\$)	Cape Breton Centre	Truro-Bible Hill-Millbrook-Salmon River
Total RO HQ Cost	91,908.17	112,017.08
EHS Overhead	8,612.07	10,912.71
Candidate Reimbursement	63,747.92	81,942.39
Total Cost	164,268.16	204,872.18



Cost Per Elector

Table 15 compares the cost per elector for these by-elections to previous by-elections, and the average cost of the PGEs held in 2017 and 2013.

Table 15 • Cost Per Elector

Description	Cape Breton Centre By-election March 10, 2020	Truro-Bible Hill-Millbrook- Salmon River By-election March 10, 2020	Argyle- Barrington By-election September 3, 2019	Northside- Westmount By-election September 3, 2019	Sydney River-Mira- Louisbourg By-election September 3, 2019
Candidate Election Expenses (\$)	61,209	78,803	40,791	99,835	51,874
Candidate Audit Fee Subsidy (\$)	2,539	3,139	2,226	3,313	2,326
Returning Office Costs (\$)	100,520	122,930	122,619	134,612	139,388
Total Election Cost (\$)	164,268	204,872	165,636	237,760	193,588
Number of Electors on List	12,484	15,819	12,613	16,075	15,193
Total Cost Per Elector (\$)	13.16	12.95	13.13	14.79	12.74
Operation Cost Per Electors (\$)*	8.05	7.77	9.72	8.37	9.17

Description	Sackville Cobequid By-election June 18, 2019	Cumberland South By-election June 19, 2018	Halifax Needham By-election August 30, 2016	Provincial General Election May 30, 2017	Provincial General Election October 8, 2013
Candidate Election Expenses (\$)	65,661	34,782	70,095	3,286,014	2,932,344
Candidate Audit Fee Subsidy (\$)	3,441	3,020	2,346	118,835	86,025
Returning Office Costs (\$)	127,638	108,728	183,883	6,477,969	6,261,608
Total Election Cost (\$)	196,740	146,530	256,325	9,882,818	9,279,976
Number of Electors on List	15,260	10,927	15,372	756,113	720,077
Total Cost Per Elector (\$)	12.89	13.41	16.67	13.07	12.89
Operation Cost Per Electors (\$)*	8.36	9.95	11.96	8.57	8.70

* Operation costs includes all costs incurred by ENS for conducting an electoral event. It does not include the amounts paid to the candidates' campaigns for election expense reimbursements and audits.



Compliance

The CEO is responsible for enforcing fairness, impartiality, and compliance with the *Act*, and may investigate matters during an election period that might constitute an offence under the *Act*.

No incidents arose during the March 10, 2020 by-elections that required the CEO to investigate and respond.

Chief Electoral Officer Recommendations

Following provincial general elections by-elections, the CEO may make recommendations for legislative change based on issues or challenges that arose during an electoral event. The purpose of recommended changes is to bring clarity, advance process improvement, and help update and modernize the *Elections Act*.

The CEO has no recommendations for legislative change following the by-elections held on March 10, 2020.

Readability Measure

ENS is committed to making our reports easy to read and understand. To achieve this, we measure and work to improve the readability of our reports, manuals, and other public-facing content and report on our progress.

We have selected the Flesch-Kincaid Grade Level tool to help determine readability. The Flesch-Kincaid measures the years of schooling that is estimated to be needed to understand a document. We strive for our reports to be high school level 12.0.

This report is graded at 11.7.

APPENDIX A

March 10, 2020 By-election Calendars

33 / Thursday, February 6

- Writ issued s.30
- Notice of Election issued s.30
- Returning Office established s.27
- Request list of election officers from registered parties s.81(1)

32 / Friday, February 7

- Returning Office hours: 9:00 am to 6:00 pm
- Post Notice of Election s.31 (b)
- Appoint enumerators s.47 (3)
- Train enumerators
- Requests for write-in ballot applications may begin (by mail, fax, email or by agent) s.101-108
- Returning Office continuous poll may begin s.140-143
- Nominations accepted s.65
- Revision to the list of electors begins s.55
- Begin to secure polling locations s.90

31 / Saturday, February 8

- Returning Office hours: 9:00 am to 6:00 pm
- Target enumeration begins
- Final day to request registered parties provide names of election officers s.81(1)
- Final day for establishment of mobile polls

30 / Sunday, February 9

- Returning Office hours: no public hours

29 / Monday, February 10

- Returning Office hours: 9:00 am to 6:00 pm
- Data entry from target enumeration (if applicable)

28 / Tuesday, February 11

- Returning Office hours: 9:00 am to 6:00 pm
- Registered parties must provide names of election officers no later than 5:00 pm s.81(2)
- Confirm election officers at community polls and advance polls

27 / Wednesday, February 12

- Returning Office hours: 9:00 am to 6:00 pm
- Final day to post Notice of election s.31(b)
- Issuing write-in ballots must begin (by mail or by agent) s.101-108
- Returning Office continuous poll must begin s.140-143
- Final day to confirm early voting community poll and define them in EMS
- Final day for Establishment of Mobile Polls

26 / Thursday, February 13

- Returning Office hours: 9:00 am to 6:00 pm

25 / Friday, February 14

- Returning Office hours: 9:00 am to 6:00 pm
- Final day to secure election day polling locations
- s. 90 and assign polling divisions to polling locations in EMS

24 / Saturday, February 15

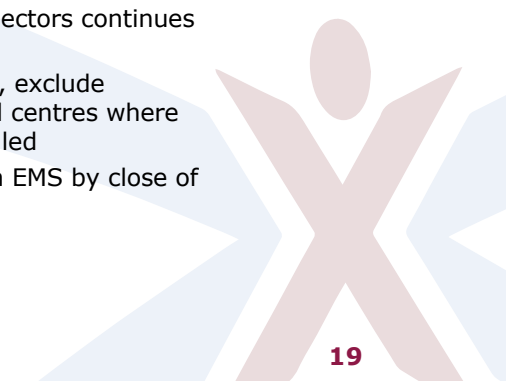
- Returning Office hours: 9:00 am to 6:00 pm
- Target enumeration ends

23 / Sunday, February 16

- Returning Office hours: no public hours
- Target enumeration data entry to be completed by end of day

22 / Monday, February 17

- Returning Office hours: 9:00 am to 6:00 pm
- Final day to certify preliminary list of electors
- Write-in ballot continues (by mail, agent or write-in ballot team) s.101-108
- Returning Office continuous poll continues s.140(2)
- Revision to the list of electors continues s.55
- Before generating VICs, exclude addresses of residential centres where mobile polls are scheduled
- VICs to be generated in EMS by close of the office s.53



21 / Tuesday, February 18

- Returning Office hours: 9:00 am to 6:00 pm
- Provide Certified Preliminary List of Electors to each officially nominated candidate s.52(3)
- Revision to the list continues after Preliminary list is certified S.54

20 / Wednesday, February 19

- Returning Office hours: 9:00 am to 6:00 pm
- Nominations close: 2:00 pm s.66(2)
- Deadline for candidate to withdraw nomination: 2:00 pm s.72

19 / Thursday, February 20

- Returning Office hours: 9:00 am to 6:00 pm
- Final day to provide certified preliminary list of electors to officially nominated candidates s.52(3)
- Lists of polling locations must be provided to officially nominated candidates s.90(2)
- Print a list of candidates from EMS for all community poll and advance poll locations.

18 / Friday, February 21

- Returning Office hours: 9:00 am to 6:00 pm
- Deadline original signed F1101-Voting Location Rental Agreement to ENS

17 / Saturday, February 22

- Returning Office hours: 9:00 am to 6:00 pm

16 / Sunday, February 23

- Returning Office hours: no public hours

15 / Monday, February 24

- Returning Office hours: 9:00 am to 6:00 pm
- Write-in ballot voting continues (by agent or write- in ballot coordinator team) s.101-108
- Returning Office continuous poll continues s.140(2)
- Revision to the list of electors continues s.55

14 / Tuesday, February 25

- Returning Office hours: 9:00 am to 6:00 pm

13 / Wednesday, February 26

- Returning Office hours: 9:00 am to 6:00 pm

12 / Thursday, February 27

- Returning Office hours: 9:00 am to 6:00 pm
- Balance of election day ballots received from printer by 12:00pm.

11 / Friday, February 28

- Returning Office hours: 9:00 am to 6:00 pm
- Revised list of electors certified after 6:00 pm s.57(1)
- Revised list provided to each officially nominated candidate s.57(1)(c)
- Final day to receive objections to names on list of electors s.61(1)

10 / Saturday, February 29

- Returning Office hours: 9:00 am to 6:00 pm
- Deadline to receive an application for write-in ballot by mail, fax, e-mail, if the ballot is to be mailed 6:00 pm s.101(3)(e)
- Returning Office continuous poll continues s.140(2)
- At close of polls, prepare for transfer of out-of-district ballot at the RO Continuous Poll to ENS by courier S104(1) and S. 142(c)

9 / Sunday, March 1

- Returning Office hours: no public hours

8 / Monday, March 2

- Returning Office hours: 9:00 am to 6:00 pm
- Write-in ballot voting continues (by agent or write-in ballot coordinator team) s. 101-108
- Returning Office continuous poll continues s.140(2)
- Revision to the list of electors continues
- Voting in hospitals by write-in ballot coordinator team(s) begins s.101(15)(b)

7 / Tuesday, March 3

- Returning Office hours: 9:00 am to 6:00 pm
- Print the Revised list of Electors for your district for community poll locations where voting begins on Day 5

6 / Wednesday, March 4

- Returning Office hours: 9:00 am to 6:00 pm
- Voting in hospitals by write-in ballot coordinator team(s) ends s.101(15)(b)
- Community poll begins 9:00 am to 6:00 pm s. 134(1)(b)
- Begin training election day election officers

5 / Thursday, March 5

- Returning Office hours: 9:00 am to 8:00 pm
- Community poll continues 9:00 am to 8:00 pm s.134(1)(b)
- Election day ballots received from printer by 12:00 pm

4 / Friday, March 6

- Returning Office hours: 9:00 am to 8:00 pm
- Application for Transfer Certificate available s.99(1)(3) for a candidate, scrutineer or elector physically impeded from voting at their assigned polling station.

3 / Saturday, March 7

- Returning Office hours: 9:00 am to 6:00 pm
- Returning Office continuous poll out-of-district voting ends at 6:00 pm s.140(2)(b)
- Write-in ballot out-of-district applications (by agent or write-in ballot coordinator team) end at 6:00 pm s.101(3)
- At close of polls, prepare for transfer of out-of-district ballots to ENS by courier s.104(1) and s.142A(c)
- Applications for Transfer Certificates end at 6:00 pm s.99(1)(3) for a candidate, scrutineer or elector physically impeded from voting at their assigned polling station.
- If ready, supply list of election day officers to candidates s.85
- Ask candidates for names of witnesses for election night verification and counts for the write-in ballot and continuous polls
- Revision to the list of electors for electors who are not voting ends at 6:00 pm

2 / Sunday, March 8

- Returning Office hours: no public hours
- Certify official list of electors.
- After 1:00 pm s.57(3) and 97(1) provide official list of electors to candidates s.57(3)(c)
- Transfer certificates available for an election officer who has been appointed after the last day of advanced poll s.99(2)

1 / Monday, March 9

- Returning Office hours: 9:00 am to 6:00 pm
- Final day to train election day officers
- Final day to supply list of election day officers to candidates s.85
- Returning Office continuous poll continues s.140(2)(a)
- Revision to the list of electors continues (only if the elector is voting)

- Write-in ballot voting continues
- (by agent or write-in ballot coordinator team) s.101(3)(b)(d)
- Provide ballots and official list of electors to election day officers
- Transfer certificates available for an election day officer who has been appointed after the last day of advance poll s.99(2)

0 / Tuesday, March 10

- Returning Office hours: 8:00 am until all poll results are received
- Election day poll 8:00 am to 8:00 pm s.80
- Returning Office continuous poll continues 8:00am to 8:00 pm s.140(2)(a)
- Write-in ballot voting (by agent or write-in ballot coordinator team) applications cease 3:00 pm s.101(3)(b)(d)
- Revision to the list of electors (only if the elector is voting) ends at 8:00 pm
- All write-in ballots are to be returned to the returning office by 8:00 pm
- Transfer certificates available for an election day officer who has been appointed after the last day of advance poll s.99(2)
- Receive all unofficial results from polling station counts

+1 / Wednesday, March 11

- Returning Office hours: no public hours
- Begin to complete Returning Office Core Staff Assessments

+2 / Thursday, March 12

- Returning Office hours: no public hours
- Official addition commences 10:00 am s.145(1)
- Destruction of lists of electors letter to candidates and official agents sent out by CEO

+6 / Monday, March 16

- Returning Office hours: no public hours
- Earliest date for application for judicial recount s.149(1)

+10 / Friday, March 20

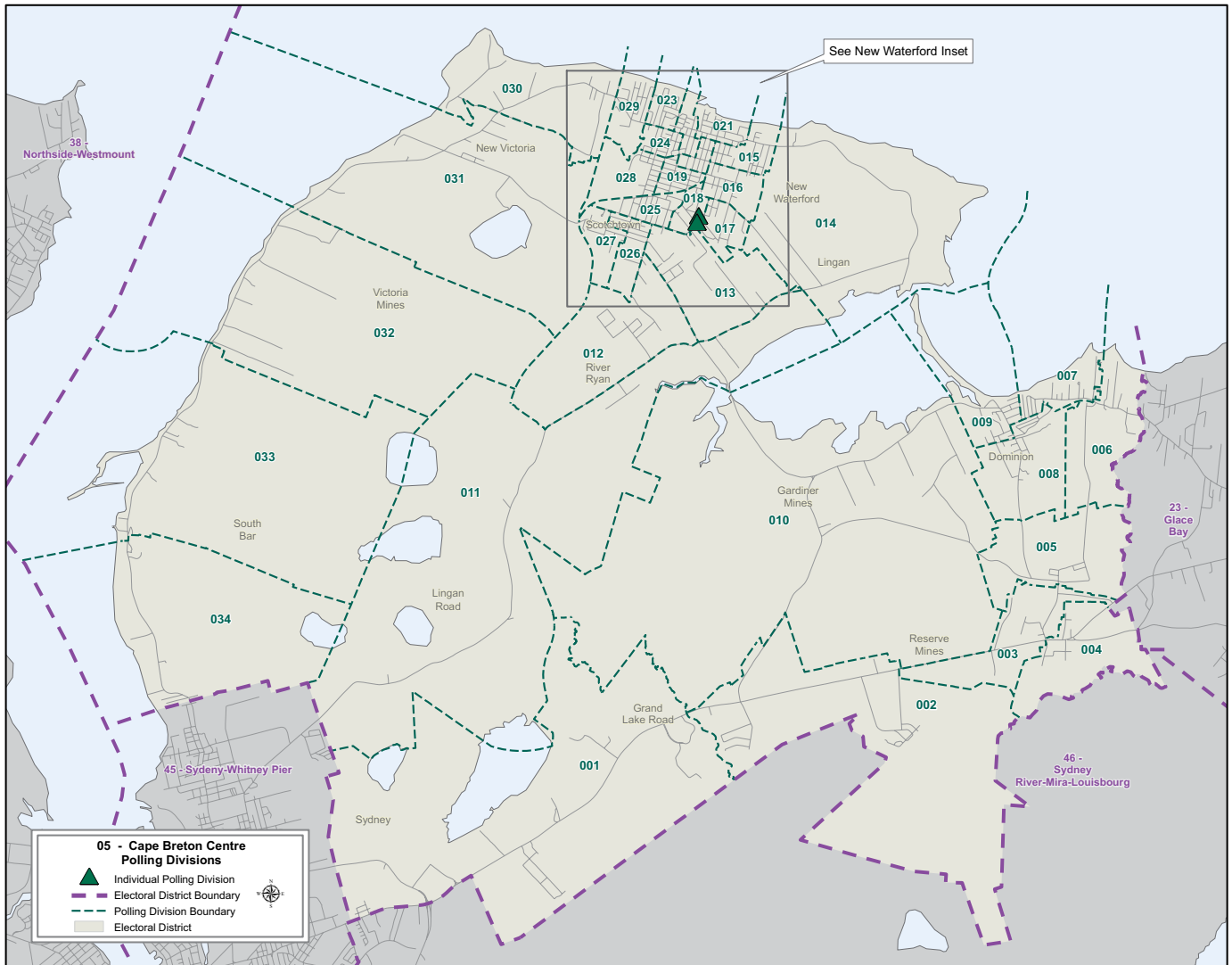
- Date for return of the Writ, in person or by courier, if official count not delayed and no recount under s.159



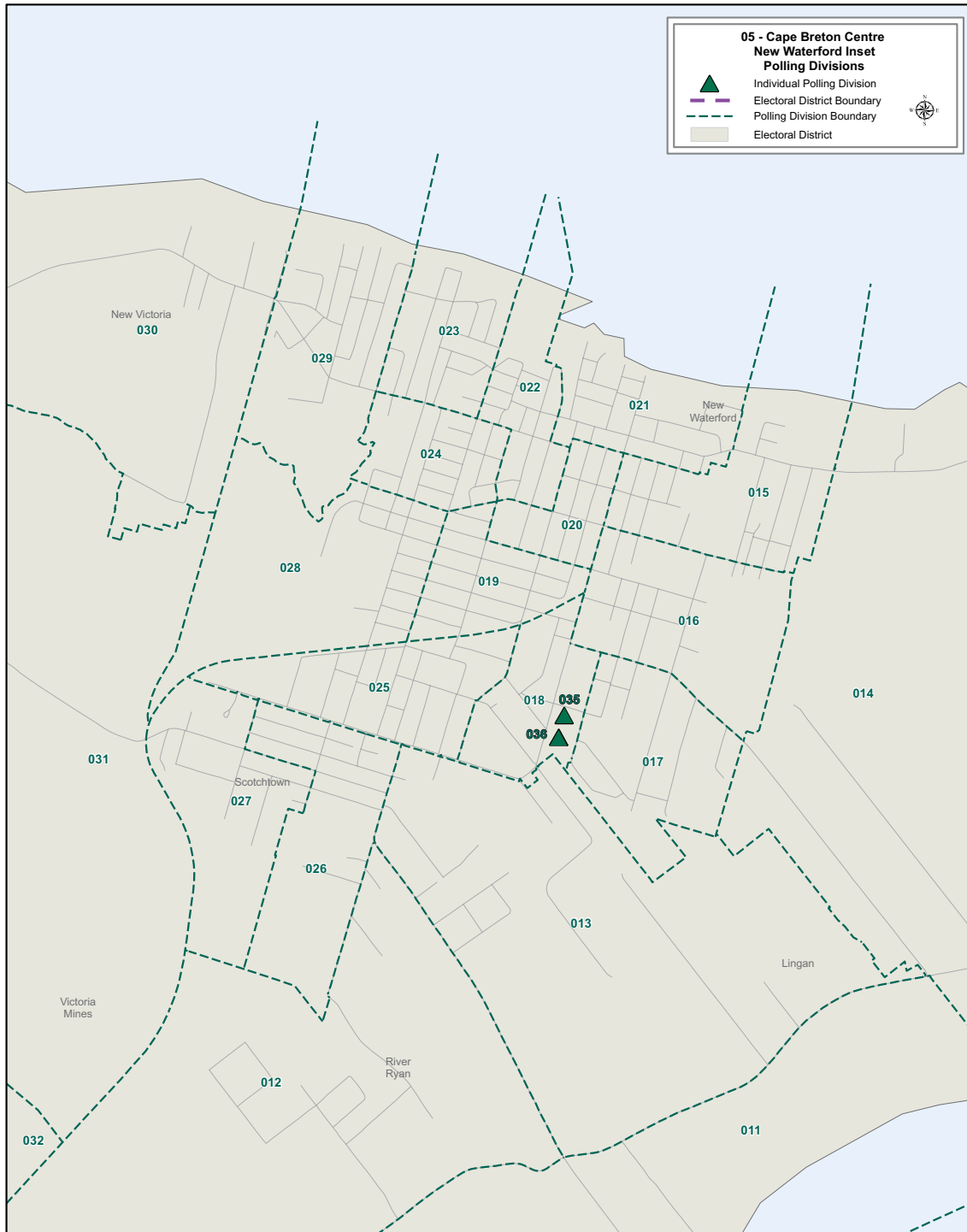
APPENDIX B

Electoral District Maps

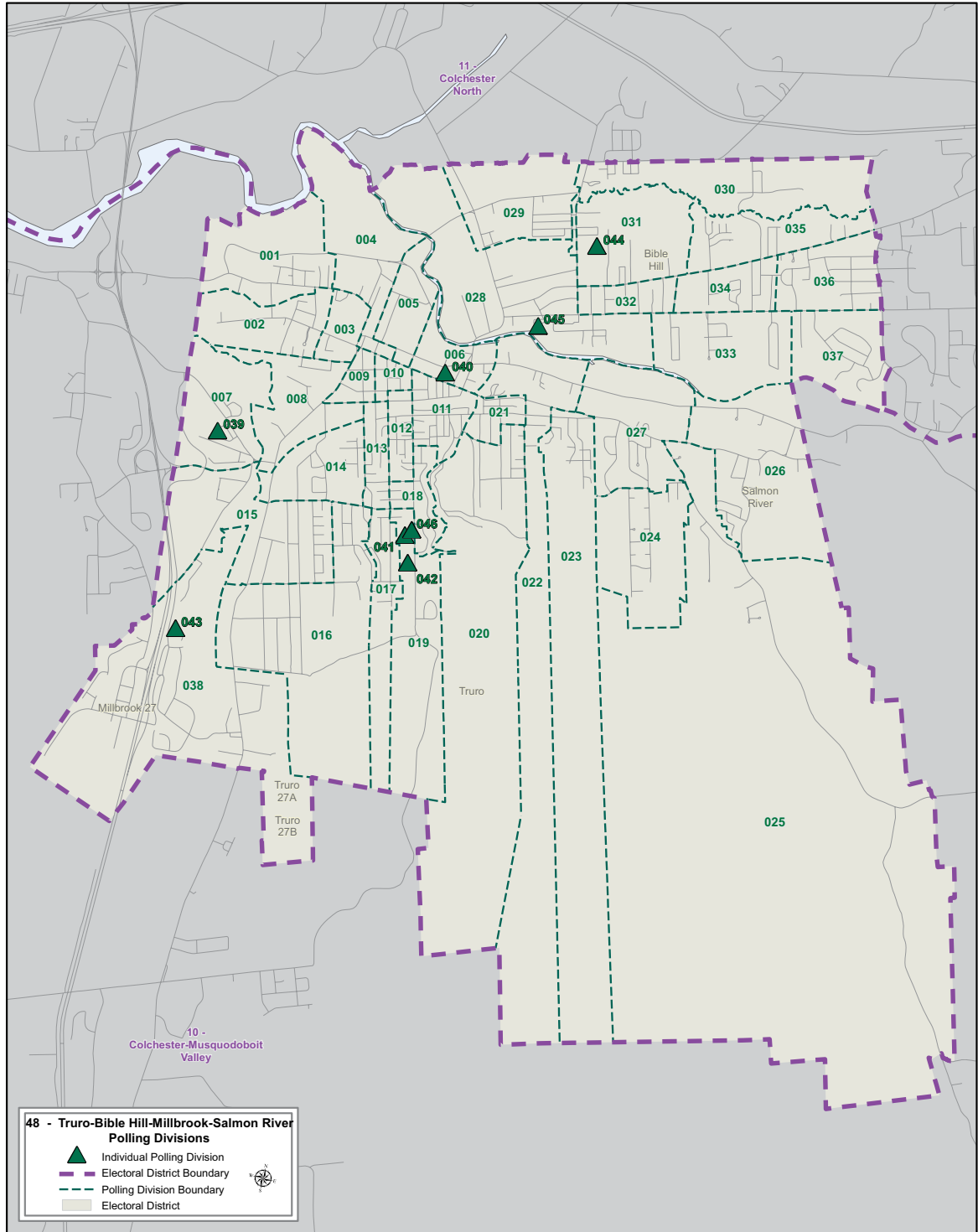
Map for Cape Breton Centre



New Waterford Insert



Map for Truro-Bible Hill-Millbrook-Salmon River



APPENDIX C

Poll-by-Poll Results

Cape Breton Centre

Poll	Polling Location	Electors on Official List	Total Votes*	Kendra Coombes NSNDP	Adrianna MacKinnon GPNS	Louie Piovesan PC	Dave Wilton NSLP	Rejected Ballots**
001	Church of Jesus Christ of Latter Day Saints, Grand Lake Road	344	115	32	1	38	43	1
002	Church of Jesus Christ of Latter Day Saints, Grand Lake Road	297	123	55	3	32	33	0
003	Reserve Mines Seniors and Pensioners Club, Reserve Mines	497	182	70	5	41	66	0
004	Reserve Mines Seniors and Pensioners Club, Reserve Mines	333	107	44	0	30	32	1
005	Reserve Mines Seniors and Pensioners Club, Reserve Mines	467	143	68	2	25	47	1
006	Dominion Volunteer Fire Department, Dominion	422	175	107	4	22	41	1
007	Dominion Volunteer Fire Department, Dominion	397	160	97	6	25	30	2
008	Dominion Volunteer Fire Department, Dominion	373	152	79	2	29	41	1
009	Dominion Volunteer Fire Department, Dominion	367	140	95	0	14	31	0
010	Gardiner Mines Seniors & Pensioners Club, Gardiner Mines	455	186	108	2	39	37	0
011	Scotchtown Volunteer Fire Department, Scotchtown	451	130	52	0	23	54	1
012	Scotchtown Volunteer Fire Department, Scotchtown	373	135	48	1	36	50	0
013	Scotchtown Volunteer Fire Department, Scotchtown	388	135	60	3	36	35	1
014	Lingan Heritage Society (St. Joseph's Parish Hall), Lingan	343	155	48	0	47	60	0
015	Knights of Columbus Hall, New Waterford	398	91	29	0	24	38	0
016	Knights of Columbus Hall, New Waterford	375	105	42	1	22	40	0

Poll	Polling Location	Electors on Official List	Total Votes*	Kendra Coombes NSNDP	Adrianna MacKinnon GPNS	Louie Piovesan PC	Dave Wilton NSLP	Rejected Ballots**
017	Knights of Columbus Hall, New Waterford	521	154	55	0	42	57	0
018	Knights of Columbus Hall, New Waterford	281	61	24	0	20	17	0
019	Le Cercle Evangeline (The French Club), New Waterford	392	102	40	1	33	28	0
020	Le Cercle Evangeline (The French Club), New Waterford	231	56	24	0	13	19	0
021	Le Cercle Evangeline (The French Club), New Waterford	341	70	35	1	10	24	0
022	Le Cercle Evangeline (The French Club), New Waterford	314	58	27	0	13	18	0
023	Parish of St. Leonard Hall (St. Agnes Hall), New Waterford	396	108	37	2	36	33	0
024	Parish of St. Leonard Hall (St. Agnes Hall), New Waterford	371	105	31	0	41	33	0
025	Scotchtown Volunteer Fire Department, Scotchtown	358	88	38	0	23	27	0
026	Scotchtown Volunteer Fire Department, Scotchtown	334	122	65	0	31	25	1
027	Scotchtown Volunteer Fire Department, Scotchtown	323	103	41	2	42	18	0
028	Parish of St. Leonard Hall (St. Agnes Hall), New Waterford	283	51	24	1	8	18	0
029	Parish of St. Leonard Hall (St. Agnes Hall), New Waterford	339	108	43	0	28	37	0
030	New Victoria Volunteer Fire Department, New Victoria	375	128	48	1	42	37	0
031	New Victoria Volunteer Fire Department, New Victoria	400	142	58	1	47	36	0
032	New Victoria Volunteer Fire Department, New Victoria	232	90	40	1	22	27	0
033	South Bar Volunteer Fire Department, South Bar	241	92	41	0	21	30	0
034	South Bar Volunteer Fire Department, South Bar	296	104	41	3	34	26	0
035, 036	Maple Hill Manor, New Waterford/ New Waterford Hospital Waterford Heights, New Waterford	65	34	7	3	11	12	1
WI	3461 Plummer Ave, New Waterford		286	125	1	49	111	0

Poll	Polling Location	Electors on Official List	Total Votes*	Kendra Coombes NSNDP	Adrianna MacKinnon GPNS	Louie Piovesan PC	Dave Wilton NSLP	Rejected Ballots**
WI Out-of-District	3461 Plummer Ave, New Waterford		0	0	0	0	0	0
RO-CP	3461 Plummer Ave, New Waterford		2077	853	29	518	671	6
CP Out-of-District	3461 Plummer Ave, New Waterford		0	0	0	0	0	0
		Total	6,373	2,731	76	1,567	1,982	17

* Total Votes including rejected ballots

**Rejected Ballots are those cast not counted

Truro-Bible Hill-Millbrook-Salmon River

Poll	Polling Location	Electors on Official List	Total Votes*	Ivan Drouin GPNS	Allan Kennedy NSLP	Kathleen Kevany NSNDP	Dave Ritcey PC	Matthew Rushton Atlantica	Rejected Ballots**
001	Immaculate Conception Church Hall, Truro	392	90	12	17	18	43	0	0
002	Immaculate Conception Church Hall, Truro	340	77	8	14	10	45	0	0
003	Immaculate Conception Church Hall, Truro	346	64	9	16	7	32	0	0
004	Immaculate Conception Church Hall, Truro	325	56	6	9	4	36	1	0
005	Immaculate Conception Church Hall, Truro	365	79	7	21	21	30	0	0
006	First United Church Hall, Truro	350	40	6	8	13	13	0	0
007	John Calvin Christian Reformed Church, Truro	447	80	6	28	8	38	0	0
008	First United Church Hall, Truro	516	88	9	20	12	47	0	0
009	First United Church Hall, Truro	374	64	7	16	19	21	1	0
010	First United Church Hall, Truro	325	51	7	19	13	11	0	1
011	Royal Canadian Legion Branch 26, Truro	418	120	13	31	33	43	0	0
012	First United Church Hall, Truro	366	69	13	14	19	23	0	0
013	First United Church Hall, Truro	445	84	9	20	15	40	0	0
014	John Calvin Christian Reformed Church, Truro	455	82	9	18	19	36	0	0

Poll	Polling Location	Electors on Official List	Total Votes*	Ivan Drouin GPNS	Allan Kennedy NSLP	Kathleen Kevany NSNDP	Dave Ritcey PC	Matthew Rushton Atlantica	Rejected Ballots**
015	John Calvin Christian Reformed Church, Truro	397	94	11	22	11	49	1	0
016	John Calvin Christian Reformed Church, Truro	445	92	4	21	14	52	1	0
017	First United Church Hall, Truro	459	95	8	29	8	49	1	0
018	Royal Canadian Legion Branch 26, Truro	369	71	9	18	9	33	2	0
019	Royal Canadian Legion Branch 26, Truro	386	73	3	16	8	46	0	0
020	Royal Canadian Legion Branch 26, Truro	464	112	10	29	26	45	1	1
021	Royal Canadian Legion Branch 26, Truro	454	81	20	14	29	17	1	0
022	Royal Canadian Legion Branch 26, Truro	451	71	6	16	11	37	1	0
023	Royal Canadian Legion Branch 26, Truro	359	79	6	17	22	32	2	0
024	Salmon River Fire Hall, Salmon River	402	91	8	21	13	48	1	0
025	Salmon River Fire Hall, Salmon River	447	71	1	15	18	35	1	1
026	Salmon River Fire Hall, Salmon River	411	105	6	15	25	59	0	0
027	Salmon River Fire Hall, Salmon River	447	100	9	16	23	51	0	1
028/045	Bible Hill Village Hall, Bible Hill	451	96	5	28	19	43	0	1
029	Bible Hill Village Hall, Bible Hill	405	66	0	12	20	33	1	0
030	Bible Hill Village Hall, Bible Hill	268	49	0	16	0	33	0	0
031	Bible Hill Village Hall, Bible Hill	326	81	5	17	14	44	1	0
032	Bible Hill Village Hall, Bible Hill	377	76	4	23	12	37	0	0
033	Bible Hill Village Hall, Bible Hill	422	106	8	30	17	50	0	1
034	Bible Hill Village Hall, Bible Hill	368	103	5	32	9	56	1	0
035	Bible Hill Village Hall, Bible Hill	382	97	5	19	14	58	1	0
036	Bible Hill Village Hall, Bible Hill	508	173	10	31	24	107	0	1
037	Bible Hill Village Hall, Bible Hill	359	107	5	28	8	66	0	0
038	Hampton Inn and Suites , Millbrook 27	616	97	7	46	30	10	3	1
039, 040, 044 Mobile3	Wynn Park Villa, Truro/Johnson Manor, Truro/Vimy Court, Bible Hill	150	47	2	18	6	18	3	0

Poll	Polling Location	Electors on Official List	Total Votes*	Ivan Drouin GPNS	Allan Kennedy NSLP	Kathleen Kevany NSNDP	Dave Ritcey PC	Matthew Rushton Atlantica	Rejected Ballots**
042, 043 Mobile2	Mira Long Term Care Centre, Truro/Townsvie Estates, Millbrook 27	143	73	1	30	7	25	5	5
046, 041 Mobile1	Parkland Estates, Truro/ Cedarstone Enhanced Care , Truro	245	77	6	25	8	38	0	0
CPoll1	NSCC Truro Campus, Truro		190	19	45	32	93	1	0
CPoll2	NSAC - Athletic Center, Bible Hill		75	4	21	15	34	0	1
WI	80 Walker St, Truro		77	3	25	2	43	1	3
WI Out-of-District	80 Walker St, Truro		0						
RO-CP	80 Walker St, Truro		1939	87	439	260	1123	24	6
CP Out-of-District	80 Walker St, Truro		0						
	Total		5,708	398	1,385	925	2,922	55	23

* Total Votes including rejected ballots

**Rejected Ballots are those cast not counted

