



**Statement of Votes &
Financial Information**



Cumberland South
By-election, October 26, 2010

Published by the Chief Electoral Officer
June 2011

**Statement of Votes &
Financial Information**



**Cumberland South
By- election, October 26, 2010**

**Published by the Chief Electoral Officer
June 2011**

Street Address 7037 Mumford Road | Suite 6 | Halifax | NS | B3L 2J1
Mailing Address PO Box 2246 | Halifax | NS | B3J 3C8

Phone (902) 424-8584 | Toll free in NS 1-800-565-1504
TTY for the hearing impaired (902) 424-7475

Fax (902) 424-6622

Email elections@gov.ns.ca

■ www.electionsnovascotia.ca

June 22, 2011

The Honourable Gordie Gosse
Speaker of the House of Assembly
Province of Nova Scotia
1726 Hollis Street, Province House
Halifax, NS
B3J 2Y3

Dear Mr. Speaker,

I have the honour to present the report of the Chief Electoral Officer on the proceedings of the Cumberland South By-election held on October 26, 2010.

I respectfully request that you submit this report to the House of Assembly at your convenience during the next upcoming sitting.

This report is submitted to the House of Assembly in accordance with Section 171 of the *Elections Act*, R.S.N.S. 1989, c. 140.

Respectfully submitted,

Original signed by

Christine McCulloch, Q.C.
Chief Electoral Officer

Table of Contents

1. Introduction	1
2. Electoral Geography	3
2.1 Electoral District	3
2.2 Polling Stations	3
3. Voting Opportunities	3
3.1 Write-in ballot	3
3.2 Special and Advance Polls	4
3.3 Ordinary Polls	4
4. Elector Participation	4
4.1 Elector Registration	4
4.2 Advance Poll Pilot Project	5
4.3 Growing Use of Early Voting Opportunities	6
5. By-election Results	7
5.1 Cumberland South	7
5.2 Distribution of Seats in the House of Assembly Following the By-election	7
6. Recognized Parties	7
7. Candidates	8
7.1 Appointment and Responsibilities of the Official Agent	9
7.2 Candidate Election Expenses Spending Limit	10
7.3 Candidate Reimbursement	10
8. Returning Office	11
8.1 Returning Office Costs	11
9. Cost per Elector	13

List of Tables and Graphs

Table 1: Number of Polling Stations by Type, Cumberland South By-election October 26, 2010	3
Graph 1: Trend in Elector Preference for Voting, 2003 General Election through 2010 By-elections	6
Table 2: Summary of Votes Received by Candidate, Cumberland South By-election Oct 26, 2010	7
Table 3: Recognized Party Spending Limits, Filing Dates & Election Expenses, Cumberland South By- election October 26, 2010	8
Table 4: Candidates Officially Nominated, Cumberland South By-election October 26, 2010	8
Table 5: Reporting Requirements of the Official Agent of a Candidate, Cumberland South	9
Table 6: Candidates, Official Agents and Reports Filing Dates, Cumberland South By-election October 26, 2010	10
Table 7: Candidate Election Expenses Spending Limit, Cumberland South By-election October 26, 2010	10
Table 8: Maximum Candidate Election Expenses Reimbursement, Cumberland South By-election October 26, 2010	11
Table 9: Returning Office Direct Costs, Cumberland South By-election October 26, 2010	12
Table 10: Returning Office Indirect Costs, Cumberland South By-election October 26, 2010	13
Table 11: Summary of Election Costs and Cost per Elector, Cumberland South By-election October 26, 2010	14

Appendices

Appendix A:

Election Calendar, Cumberland South By-election October 26, 2010

Appendix B:

Maps and Poll-by-Poll Results for Electoral District of Cumberland South By-election
October 26, 2010

Appendix C:

Trend in Elector Preference for Voting, 2003 General Election through 2010 By-elections

Appendix D:

Candidate Expenses, Candidate Reimbursements and Returning Office Costs,
Cumberland South By- election October 26, 2010

Table D-1:

Categorized Candidate Election Expenses, Cumberland South By-election
October 26, 2010

Table D-2:

Summary of Candidate Election Expenses and Reimbursement, Cumberland South
By-election October 26, 2010

Table D-3:

Categorized Returning Office Costs, Cumberland South By-election
October 26, 2010

Introduction

The resignation of Progressive Conservative member Honourable Murray Scott, representing the electoral district of Cumberland South, created a vacancy in the Nova Scotia House of Assembly effective September 8, 2010.

On Saturday, September 25 pursuant to an Order of the Lieutenant Governor in Council, a writ of election was issued under the *Elections Act*¹ by the Chief Electoral Officer to the Acting Returning Officer for Cumberland South, Lorraine Dawson, ordering that an election be held in this electoral district on October 26, 2010. The Chief Electoral Officer published an election calendar, a copy of which is shown in Appendix A. The calendar counts downward from September 25 (day 31), the day the writ was issued to November 5, (day 0 minus 10), the earliest date the return of the writ of election after election day (day 0). The calendar also identifies: key filing dates for official agents, for filing the reconciliation of tax receipts and the return of unused receipts to the returning officer (day 0 minus 30) and for the filing the Audited Report of Candidate's Election Expenses with Elections Nova Scotia (day 0 minus 70).

At the time of the by-election call, the distribution of seats by recognized parties in the Nova Scotia House of Assembly was: 31 members from the Nova Scotia New Democratic Party; 13 from the Nova Scotia Liberal Party; 6 from The Progressive Conservative Association of Nova Scotia; 1 independent member and 1 vacancy.

Nomination day was October 12. Three candidates stood for election, one each from the Nova Scotia Liberal Party (NSLP), the Nova Scotia New Democratic Party (NSNDP) and The Progressive Conservative Association of Nova Scotia (PC).

Early voting opportunities commenced within two days of issuing the writ, Monday September 27. This was the first day the returning office was open to the public and electors could apply to vote by write-in ballot. The special poll was held in the returning office for six of the seven days (excluding Sunday October 17) from October 14 through October 20. Two consecutive days of advance polling on the Friday and Saturday before election day commenced on October 22.

¹ R.S.N.S. 1989, c. 140

At the time the writ was issued, there were 9,891 electors on the preliminary list of electors for Cumberland South. This number decreased to 9,874 electors on the final list of electors.² A total of 5,738 electors (58.11%) voted during the by-election.

- On October 28, Jamie Baillie (PC) was declared elected.
- Recognized party election expenses for the by-election totalled \$13,429.09.
- Candidate election expenses for the by-election totalled \$84,919.39.

Of the three candidates who stood for election in the by-election, two achieved the required threshold of ten percent of the valid votes cast qualifying them for reimbursement of a portion of their election expenses from public funding. The three candidates filed all reports required under the *Elections Act* and the *Members and Public Employees Disclosure Act (MPEDA)*.³ The total election expenses reimbursement and audit fee reimbursement paid to the official agents of the three candidates was \$30,138.87.

By-election administration costs, excluding reimbursement of candidate election expenses and audit fees, totalled \$95,095.74. These figures include all direct costs incurred by the electoral district returning office and indirect costs incurred by Elections Nova Scotia to administer the by-election. Costs incurred prior to the issuance of the writ of election are not included in the total administration costs for the by-election. Examples of costs incurred between elections to ensure ongoing election readiness include supplies, materials, computer equipment, software, election officer training, consulting services and other related costs.

² The final list of electors includes electors added on election day

³ S.N.S. 1991, c. 4

2. Electoral Geography

2.1 Electoral District

The boundary for the electoral district of Cumberland South was enacted in 2002 under the *House of Assembly Act*⁴ on the recommendation of the Nova Scotia Electoral Boundaries Commission. Maps displaying the electoral district of Cumberland South and the poll-by-poll results for the by-election are shown in Appendix B.

2.2 Polling Stations

There were 41 polling stations which included 34 election day polls, one special poll, four advance polls, one mobile poll to service four long term care facilities, and one write-in ballot poll (Table 1). Mobile polls 35, 36 & 37 were located at Chignecto Manor, Bayview Memorial Health Centre, South Cumberland Care Centre and High Crest Springhill Home.

**Table 1: Number of Polling Stations by Type
Cumberland South By-election October 26, 2010**

Electoral District	Number of Polling Stations by Type					Total
	Election Day Polls	Special	Advance	Mobile	Write-in ballot	
Cumberland South	34	1	4	1	1	41

3. Voting Opportunities

3.1 Write-in Ballot

Electors in the by-election were entitled to vote by write-in ballot. There are three methods by which an elector may apply for a write-in ballot: by mail, by agent or write-in ballot coordinator, and in person. Applications for a write-in ballot were available to all electors upon the opening of the returning office on September 27. The deadlines in subsection 101(1) of the *Elections Act*, to apply for a write-in ballot were: in-person - day 13 on the election calendar (Appendix A), by mail - day 10, and by agent or write-in ballot coordinator - day 3. These deadlines are administrative necessities imposed to ensure there is

⁴ R.S.N.S. 1989, c. 1 (1992 Supplement)

sufficient time for the application process to be completed and approved and subsequently, for the ballots to be delivered, completed and returned for counting by the close of polls at 7 pm on election day.

The deadline to vote by write-in ballot in person at the returning office was 8 pm on day 13, October 13. After this date, if electors chose to vote in person, they would have done at the special poll, advance poll or on election day.

A total of 76 electors voted by write-in ballot (WIB), 27 fewer than in the June 9, 2009 Provincial General Election (see poll-by-poll results in Appendix B).

3.2 Special and Advance Polls

Except for Sunday, October 17 when the returning office was closed to the public, electors could vote at the returning office special poll from 12 pm to 8 pm each day from October 14 through 20. A total of 332 electors voted at the special poll, 185 more than in the June 9, 2009 provincial general election (see poll-by-poll results in Appendix B).

3.3 Ordinary Polls

October 26 was election day. Polls were open from 8 am to 7 pm. There were 34 polls at 22 polling locations throughout the district. One mobile poll team serviced the long term care facilities on election day.

4. Elector Participation

4.1 Elector Registration

When the returning officer certified the preliminary list of electors, there were 9,909 electors on the list, 18 more than when the writ was issued. At the conclusion of revision, day 6 of the election calendar (Appendix A), the returning officer certified the official lists of electors contained 9,801 electors, 108 fewer electors than on the preliminary list. During the revision process, electors were added to and removed from the list as a result of various revision activities including the enumeration of the four long term care facilities, door to door targeted revision at addresses known for high turnover of tenants and the return of mailed out voter information cards by Canada Post. A voter information card was mailed to each individual elector on the preliminary list. Canada Post returned those cards that were not deliverable because the elector was no longer at that address. After election day, there

were 9,874 voters on the final list. Twenty-seven voters were added at the advance polls and forty-six were added on election day. The 73 voters added to the list included existing electors who were recaptured because they had changed their residence within the district or moved into the electoral district and any first time qualified electors who weren't on the list of electors.

4.2 Advance Poll Pilot Project

In the 2009 general election, 11.1 per cent of all electors cast their vote at an advanced poll. On average, poll officials working at an advance poll process more voters per day than those working at the average election day poll. The purpose of the pilot was to assess whether the introduction of technology would simplify the tasks performed by the poll clerks and revision assistants and reduce the time spent by electors at the poll voting. The time taken to process each elector that enters a poll varies depending on whether they arrive at a peak or a slow time for voting, whether they are on the list of electors and whether they have brought their voter information card with them. Generally, electors not on the list or those requiring a change in their information (change of address) take more time to process.

In the pilot project, two additional poll officials with laptops and hand-held scanners were introduced at one of the four advance poll locations. Both worked independently but in cooperation with existing election officers. The pilot project election officers did not interfere with the existing voting procedures. With the help of technology, both election officers carried out all the tasks routinely performed by the poll clerk and the revision assistant without the help of technology. As anticipated, electors who arrived with voter information cards and had them scanned with a hand-held scanner, were found on the list of electors and struck off as voted twice as fast as the normal manual process. Electors without cards were also found on the list and their polling division identified significantly faster when their name or street address was inputted into the laptop. In addition, the election officer working in concert with the revision assistant entered the data on new electors and electors with changes of information (name or address correction or change) into a program on the laptop during polling hours. After the advanced poll closed for the day, this information was quickly down loaded in the returning office saving considerable time. Administratively, this job is normally done in the returning office well into the night after the polls close at 7 pm.

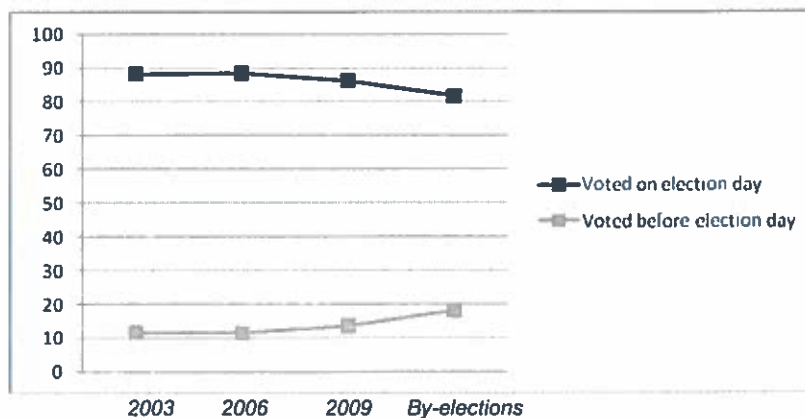
4.3 Growing Use of Early Voting Opportunities

Electors have several different options for voting during an election: by write-in ballot throughout the writ period, at the special poll in the returning office over a six day period once candidates have been officially nominated, at an advance poll on the Friday and Saturday before the election and at their assigned polling station on election day.

As shown below in Graph 1: Trend in Elector Preference for Voting, over the past three general elections and the five by-elections held since the 2009 general election, a growing percentage of electors are choosing to vote before election day. This is an interesting observation because early voting opportunities are often less accessible and less convenient than an elector's assigned poll on election day. On election day, an elector's poll is open from 8 am to 7 pm at a location close to their place of residence. In contrast, to vote by write-in ballot, the application process and the precise instructions for casting a vote add considerable time and effort for every elector choosing to use this method of voting. The special poll requires an elector to travel to the returning office in their home electoral district on one of six specific days between noon and 8 pm to vote. The limited number of advance polls offered requires the majority of electors to travel further to vote on one of two days the poll is offered than if they had waited a few days and voted on election day.

In 2003, 87.8 per cent of electors who cast their vote did so on election day as compared to 84.4 per cent in 2009 general election and 81.9 per cent in the five by-elections held since then.

**Graph 1: Trend in Elector Preference for Voting
2003 General Election through 2010 By-elections**



The supporting data used to compile this graph can be found in Appendix C.

5. By-election Results

5.1 Cumberland South

On November 5, the returning officer completed the return of the writ declaring Jamie Baillie (PC) elected and transmitted it to the Chief Electoral Officer. A summary of valid votes received by candidate is shown in Table 2. The poll-by-poll results are shown in Appendix B.

**Table 2: Summary of Votes Received by Candidate
Cumberland South By-election October 26, 2010**

Candidate	Recognized Party	Votes Received
Scott MCKEE	NSNDP	276
Kenny John JACKSON	NSLP	2,165
Jamie BAILLIE	PC	3,262

5.2 Distribution of Seats in the House of Assembly Following the By-election

At the conclusion of this by-election the distribution of seats in the Nova Scotia House of Assembly was: 31 Nova Scotia New Democratic Party; 13 Nova Scotia Liberal Party; 7 The Progressive Conservative Association of Nova Scotia and 1 independent member.

6. Recognized Parties

Subsections 184(1) and 191(7) of the *Elections Act*, require the official agent of each recognized party to file an audited report of election expenses with the Chief Electoral Officer within 120 days after the day fixed for the return of the writ of election. For this by-election the recognized parties were required to file a report of election expenses on or before March 5, 2011.

The maximum amount for election expenses that a recognized party could incur as prescribed by subsection 181(2) of the *Elections Act* was \$5,735.72.

As shown in Table 3, each of the three recognized parties that endorsed a candidate in the by-election filed an audited report of election expenses with the Chief Electoral Officer within the prescribed time frame.

Table 3: Recognized Party Spending Limits, Filing Dates and Election Expenses, Cumberland South By-election

Description	Nova Scotia Liberal Party	Nova Scotia New Democratic Party	The Progressive Conservative Association of Nova Scotia
Election Expenses Limit	\$ 5,735.72	\$ 5,735.72	\$ 5,735.72
Report Filing Date	March 4, 2011	February 3, 2011	March 3, 2011
Headquarter Expenses	\$ 0.00	\$ 182.21	\$ 0.00
Worker Remuneration	0.00	815.24	0.00
Publicity / Advertising	0.00	2,337.15	0.00
Travel	5,561.54	111.28	3,706.67
Campaign Functions	0.00	0.00	715.00
Other	0.00	0.00	0.00
Subtotal	5,561.54	3,445.88	4,421.67
Less: Amounts invoiced to candidates	0.00	0.00	0.00
Net Election Expenses	\$ 5,561.54	\$ 3,445.88	\$ 4,421.67

7. Candidates

At the time of the by-election, there were five recognized parties in Nova Scotia. On October 12 at 2 pm, nomination of candidates concluded. At the close of nominations, three recognized parties had endorsed candidates in Cumberland South, as shown in Table 4.

**Table 4: Officially Nominated Candidates
Cumberland South By-election October 26, 2010**

Recognized Party Affiliation	Cumberland South Officially Nominated Candidates
Nova Scotia Liberal Party	Kenny John JACKSON
Nova Scotia New Democratic Party	Scott MCKEE
The Progressive Conservative Association of Nova Scotia	Jamie BAILLIE

7.1 Appointment and Responsibilities of the Official Agent

Subsection 178(1) of the *Elections Act* requires each candidate to appoint an official agent. The official agent is responsible for all financial aspects of the campaign and is required to file reports with the Chief Electoral Officer detailing election expenses, political contributions and tax receipts. Certain reports must include an opinion provided by an auditor appointed by the candidate. Subsection 191(3) of the *Elections Act* requires the auditor to be a public accountant licensed under the *Public Accountants Act* or a chartered accountant. Table 5 provides a listing of reports that must be filed by an official agent including the legislative reference, the audit requirement and the filing deadline.

**Table 5: Reporting Requirements of the Official Agent of a Candidate
Cumberland South By-election October 26, 2010**

Report Name	Legislative Reference	Audit Requirement	Filing Deadline
Report of Candidate's Election Expenses (Form 601)	<i>Elections Act</i> ss. 183(1)	Audit opinion respecting report	60 days after return of the writ (January 4, 2011)
Candidate's Statement of Contributions for Which Official Tax Receipts Issued	<i>Elections Act</i> ss. 183(1) ss. 191(7)	Audit opinion respecting report	60 days after return of the writ (January 4, 2011)
Candidate's Financial Statements and Supporting Schedules (Form 2)	<i>Political Contributions Regulations</i> ⁵ S. 8	Audit opinion respecting Annual Statement of Political Contributions ("B" Schedules to Form 2)	60 days after return of the writ (January 4, 2011)
Notification by Official Agent of Disposal of Excess Contributions (Form 608)	<i>Elections Act</i> S. 192	Audit opinion not required	Within 30 days of receiving final reimbursement of election expenses or in the case where the candidate is not eligible for reimbursement within 60 days of filing report of election expenses

Table 6 lists each candidate, their official agent and the date the official agent initially filed reports relating to the election with the Chief Electoral Officer. With the exception of the report of disposal of excess contributions, all reports were due on or before January 4, 2011. There are no financial consequences for late filing or failure to file statutory reports

⁵ N.S. Reg. 122/2010

specified in the *Elections Act* or *MPEDA*. However, any candidate who is elected is disqualified from sitting or voting in the House of Assembly under Section 185 of the *Elections Act* until the required reports are filed.

**Table 6: Candidates, Official Agents and Reports Filing Dates
Cumberland South By-election October 26, 2010**

Electoral District	Party	Candidate	Official Agent	Filing Date
Cumberland South	NSLP	Kenny John JACKSON	Angela McCormick	February 18, 2011
	NSNDP	Scott MCKEE	Joanne Lamey	February 3, 2011
	PC	Jamie BAILLIE	Allan B. Boss	January 6, 2011

7.2 Candidate Election Expenses Spending Limit

Subsections 181(3) and (5) of the *Elections Act* provide the formula for calculating the maximum amount that a candidate may incur for election expenses as defined in clause 3(i) of the *Elections Act*. Table 7 shows the calculation of the maximum amount a candidate could have incurred for election expenses in this by-election.

**Table 7: Candidate Election Expenses Spending Limit
Cumberland South By-election October 26, 2010**

Electoral District	Total number of Electors ⁶	\$5.74 / Elector for the first 5,000 Electors	\$4.87 / Elector for 5,001 to 10,000 Electors	\$4.30 / Elector over 10,000 Electors	Candidate Election Expenses Spending Limit
Cumberland South	9,891	28,700.00	23,819.17	0.00	\$ 52,519.17

7.3 Candidate Reimbursement

At the time a candidate files their nomination paper with the returning officer he or she is required to provide a deposit of \$100. If the candidate receives not less than 10 per cent of the valid votes cast in their electoral district, the nomination deposit is returned to the candidate's official agent. Of the three candidates who stood for election, two achieved not less than 10 per cent of the valid votes cast and had their nomination deposit returned. Refer to Appendix B for the percentage of the valid votes cast for candidates in the by-election.

⁶ Based on the preliminary list of electors (uncertified) at September 24, 2010

A candidate who receives not less than 10 per cent of the valid votes cast in their electoral district is also eligible to receive reimbursement of election expenses. The amount of reimbursement is the lesser of the maximum reimbursement amount, as prescribed in subsections 182(1) and (4) of the *Elections Act*, or the candidate's actual election expenses. In Cumberland South this was calculated to be \$1.44 per elector. The maximum amount of reimbursement a candidate could receive was \$14, 218.56.

**Table 8: Maximum Candidate Election Expenses Reimbursement
Cumberland South By-election October 26, 2010**

Electoral District	Maximum Reimbursement
Cumberland South	\$ 14,218.56

The three-part election expenses report filed by each official agent received a detailed compliance review by Elections Nova Scotia. All expenses reported must meet the definition of election expenses in clause 3(i) of the *Elections Act*. Subsection 180(1) of the *Elections Act* requires that any payment of \$25 or more for election expenses must be evidenced by a receipt. Appendix D, Table D-1 shows each candidate's expenses as categorized in the report of election expenses (Form 601 Part II and Part III) as amended by Elections Nova Scotia following the detailed compliance review. Election expenses as originally filed, as amended (if necessary) following the detailed compliance review and the total election expenses and audit fee reimbursement made to the official agent are shown in Appendix D, Table D-2.

8. Returning Office

Elections Nova Scotia does not maintain permanent locations for returning offices. A returning officer is responsible for identifying potential returning office locations when directed to do so by the Chief Electoral Officer. A lease for the returning office is typically executed following the issuance of the writ of election. For this by-election the returning office was located in the town of Springhill.

8.1 Returning Office Costs

Elections Nova Scotia makes every effort to record and report all costs associated with the delivery of a by-election. Costs associated with election service delivery can be categorized as direct costs and indirect costs. Direct costs are costs that can be specifically identified

with the returning office. For reporting purposes costs are consolidated into various categories. Table 9 shows these categories and the type of expenditures that is consolidated within each.

**Table 9: Returning Office Direct Costs
Cumberland South By-election October 26, 2010**

Category	Description
Ballot Printing	Fee for printing and binding ballots
Enumerators and Revising Agents	Enumerator fees
	Revising agent fees
Office and Equipment Leases	Furniture and equipment rental
	Office rental
Office Expenses	Allowances for travel and meals
	Sundry office expenses
Polling Stations	Advance poll polling station fees
	Mobile poll polling station fees
	Election day polling station fees
Postage	Postage costs incurred by returning offices
	Postage for voter information cards
Poll Workers	Ballot box collector fees
	Constable fees
	Deputy presiding officer fees
	Deputy returning officer fees
	Electors called as witness fees
	Information officer fees
	Poll clerk fees
	Polling day revision assistant fees
	Presiding officer fees
	Standby deputy returning officer and poll clerk fees
Salaries and Benefits	Data entry and clerical fees
	Election clerk and assistant election clerk fees
	Returning officer and assistant returning officer fees
	Revision assistant and presiding officer for write-in ballots fees
Telephone and Internet	Write-in ballot coordinator fees
	Returning office phone and internet services including deployment

Indirect costs are those overhead costs associated with election administration and election operations that are incurred by Elections Nova Scotia head office as part of election service delivery. Table 10 shows the type of expenditures which are reported as Elections Nova Scotia Overhead.

**Table 10: Returning Office Indirect Costs
Cumberland South By-election October 26, 2010**

Category	Description
Elections Nova Scotia Overhead (indirect costs)	Advertising
	Communication initiatives
	ENS overtime
	Freight
	Official agent training
	Payroll processing
	Printing (excluding ballots)
	Travel

Appendix D, Table D-3 summarizes all direct and indirect costs for the Cumberland South by-election using the categories detailed in Tables 9 and 10.

9. Cost per Elector

Cost per elector is a calculation that allows comparison and evaluation of total election costs to the total costs of previous general elections and by-elections. Total election costs are composed of three components:

- Candidate election expenses reimbursement
- Candidate audit fee reimbursement
- Returning office costs

Table 11 provides a summary of election costs and cost per elector for the Cumberland South by-election.

**Table 11: Summary of Election Costs and Cost per Elector
Cumberland South By-election October 26, 2011**

Description	Cumberland South By-election
Candidate Election Expenses Reimbursement	\$ 28,437.12
Candidate Audit Fee Reimbursement	\$ 1,701.75
Returning Office Costs	\$ 95,095.74
Total Election Costs	\$ 125,234.01
Number of Electors on List ⁷	9,874
Cost per Elector	\$ 12.68

⁷ Includes electors added to the list of electors on election day

Appendices

Appendix A

Election Calendar

Cumberland South By-election October 26, 2010

Election Calendar¹ Cumberland South By-Election, October 26, 2010

Sunday		Monday		Tuesday		Wednesday	
30	Sept 26	29	Sept 27	28	Sept 28	27	Sept 29
RO Headquarters: No Public Hours • Appoint Enumerators S.34(1) • Train Enumerators		RO Headquarters: No Public Hours However, RO staff must assist anyone who comes to the door of the returning office		RO Headquarters 9:00 am to 6:00 pm • Write-in ballot (in-person, by mail, by agent) S.100-106 • Target Enumeration / Confirmation S.39 • Additions and changes to the List of Electors S.57;58 • Proclamation Issued • Nominations open S.66(1)(a)		RO Headquarters 9:00 am to 6:00 pm • Write-in ballot (in-person, by mail, by agent) S.100-106 • Target Enumeration / Confirmation S.39 • Additions and changes to the List of Electors S.57;58 • Nominations accepted S.66(1)(a)	
23	Oct 3	22	Oct 4	21	Oct 5	20	Oct 6
RO Headquarters: No Public Hours • Certify preliminary List of Electors if ready S.43(a) • Email List to ENS to produce Voter Information Cards (RO Manual, ch.7)		RO Headquarters 9:00 am to 6:00 pm • Write-in ballot (in-person, by mail, by agent) S.100-106 • Nominations accepted S.66(1)(a) • Certify preliminary List of Electors S.43(b) • Email List to ENS to produce Voter Information Cards (RO Manual, ch.7) • Preliminary Lists provided to each party / independent candidate S.43 S.43(c)		RO Headquarters 9:00 am to 6:00 pm • Write-in ballot (in-person, by mail, by agent) S.100-106 • Nominations accepted S.66(1)(a) • Revision commences CEO; S.53 • Revising Agents appointed S.48		RO Headquarters 9:00 am to 6:00 pm • Write-in ballot (in-person, by mail, by agent) S.100-106 • Nominations accepted S.66(1)(a) • Revision S.53	
16	Oct 10	15	Oct 11 Thanksgiving Day	14	Oct 12	13	Oct 13
RO Headquarters: No Public Hours		RO Headquarters 9:00 am to 6:00 pm • All Voter Information Cards must be mailed by this date (RO Manual, ch.7) • Write-in ballot (in-person, by mail, by agent) S.100-106 • Nominations accepted S.66(1)(a) • Revision S.53		RO Headquarters 9:00 am to 6:00 pm • Nominations close: 2:00 pm S.69(1) • Withdrawal deadline: 1:00 pm S.73 • Change particulars deadline: 3:00 pm S.70(1) • Grant of Poll issued S.77(1) • Write-in ballot (in-person, by mail, by agent) S.100-106 • Revision S.53		RO Headquarters 9:00 am to 8:00 pm • Write-in ballot (in-person, by mail, by agent), (deadline for in-person application for and voting by Write-in ballot 8:00 pm) S.101(1)(a);101-106 • Revision S.53	
9	Oct 17	8	Oct 18	7	Oct 19	6	Oct 20
RO Headquarters: No Public Hours		RO Headquarters 9:00 am to 8:00 pm • Special Poll 12:00 pm to 8:00 pm S.147 • Write-in ballot (by agent) S.101(1)(c);101-106 • Revision S.53		RO Headquarters 9:00 am to 8:00 pm • Special Poll 12:00 pm to 8:00 pm S.147 • Write-in ballot (by agent) S.101(1)(c);101-106 • Revision S.53		RO Headquarters 9:00 am to 8:00 pm • Special Poll 12:00 pm to 8:00 pm S.147 • Write-in ballot (by agent) S.101(1)(c);101-106 • Revision ends 8:00 pm S.53	
2	Oct 24	1	Oct 25	0	Oct 26 Election Day	-1	Oct 27
RO Headquarters: No Public Hours		RO Headquarters 9:00 am to 6:00 pm • Certificates to Vote available at returning office S.122(6) • Time to start verification of Write-in ballots established (RO Manual, ch.11) • Transfer Certificates available for an Election Officer who has been appointed after the last day of advance poll S.98(2)		RO Headquarters 8:00 am until all poll results are received • Ordinary Poll 8:00 am to 7:00 pm S.79 • All Write-in ballots are to be returned to the Returning Officer by 7:00 pm S.103(1)(g) • Transfer Certificates available for an Election Officer who has been appointed after the last day of advance poll S.98(2)		RO Headquarters: No Public Hours	
POST ELECTION RESPONSIBILITIES							
-30	Nov 25	-70	Jan 4, 2011				
Reconciliation of tax receipts and return of unused receipts (Form 602) to be filed with the Returning Officer		Audited Report of Candidate's Election Expenses (Form 601) Parts I, II and III of this form are filed directly with Elections Nova Scotia. Part II of this form will be posted on the ENS website by the Chief Electoral Officer. The summary must be posted on the ENS website within 10 days of the report being filed with the Chief Electoral Officer S.183(2).					

¹In the by-election calendar the days are counted backwards from Election Day Polls (day 0) to the date the writ was issued (day 33)
 Section references are to sections in the *Elections Act*

Thursday		Friday		Saturday	
				31	Sept 25 WRIT DAY
				Writ Issued S.11 ² RO Headquarters being established S.22; 22A	
26	Sept 30	25	Oct 1	24	Oct 2
RO Headquarters 9:00 am to 6:00 pm <ul style="list-style-type: none"> Write-in ballot (in-person, by mail, by agent) S.100-106 Target Enumeration / Confirmation S.39 Additions and changes to the List of Electors S.57;58 Nominations accepted S.66(1)(a) 		RO Headquarters 9:00 am to 6:00 pm Write-in ballot (In-person, by mail, by agent) S.100-106 <ul style="list-style-type: none"> Target Enumeration / Confirmation S.39 Additions and changes to the List of Electors S.57;58 Nominations accepted S.66(1)(a) Complete data entry if possible (from enumeration of long-term care facilities) 		RO Headquarters 9:00 am to 6:00 pm <ul style="list-style-type: none"> Write-in ballot (in-person, by mail, by agent) S.100-106 Target Enumeration / Confirmation S.39 Additions and changes to the List of Electors S.57;58 Nominations accepted S.66(1)(a) Data entry must be completed (from enumeration of long-term care facilities) Begin to prepare preliminary Lists of Electors S.43(a) 	
19	Oct 7	18	Oct 8	17	Oct 9
RO Headquarters 9:00 am to 6:00 pm <ul style="list-style-type: none"> Write-in ballot (in-person, by mail, by agent) S.100-106 Nominations accepted S.66(1)(a) Revision S.53 		RO Headquarters 9:00 am to 6:00 pm <ul style="list-style-type: none"> Write-in ballot (in-person, by mail, by agent) S.100-106 Nominations accepted S.66(1)(a) Revision S.53 		RO Headquarters 9:00 am to 6:00 pm <ul style="list-style-type: none"> Write-in ballot (in-person, by mail, by agent) S.100-106 Nominations accepted S.66(1)(a) Revision S.53 	
12	Oct 14	11	Oct 15	10	Oct 16
RO Headquarters 9:00 am to 8:00 pm <ul style="list-style-type: none"> Special Poll 12:00 pm to 8:00 pm S.147 Write-in ballot (by mail, by agent) S.101(1)(b),(c);101-106 Revision S.53 		RO Headquarters 9:00 am to 8:00 pm <ul style="list-style-type: none"> Special Poll 12:00 pm to 8:00 pm S.147 Write-in ballot (by mail, by agent) S.101(1)(b),(c);101-106 Revision (last day to file objection with RO) S.60(1) 		RO Headquarters 9:00 am to 8:00 pm <ul style="list-style-type: none"> Special Poll 12:00 pm to 8:00 pm S.147 Write-in ballot (by mail, by agent), (deadline to request a ballot by mail 8:00 pm) S.101(1)(b),(c);101-106 Revision S.53 	
5	Oct 21	4	Oct 22	3	Oct 23
RO Headquarters 9:00 am to 6:00 pm <ul style="list-style-type: none"> Official Lists of Electors certified S.62(1) Official Lists provided to each party/independent S.62 (2) Write-in ballot (by agent) Transfer Certificates available S.98 		RO Headquarters 9:00 am to 8:00 pm <ul style="list-style-type: none"> Advance Poll 10:00 am to 8:00 pm S.136 Write-in ballot (by agent) S.101(1)(c);101-106 Transfer Certificates available S.98 		RO Headquarters 9:00 am to 8:00 pm <ul style="list-style-type: none"> Advance Poll 10:00 am to 8:00 pm ends S.136 Write-in ballot (deadline to request ballot by agent 8:00 pm) S.101(1)(c);101-106 Transfer Certificates cease at 8:00 	
-2	Oct 28	-6	Nov 1	-10	Nov 5
RO Headquarters: No Public Hours <ul style="list-style-type: none"> Official addition 10:00 am S.156 unless delayed S.156 		RO Headquarters: No Public Hours <ul style="list-style-type: none"> Earliest date for application for judicial recount (4 days) S.160 		Earliest date for Return of the Writ if official count not delayed and no recount under S.168	
Notification by Official Agent of Disposal of Excess Contributions (Form 608) to be filed with the Chief Electoral Officer one month after receipt of reimbursement OR, two months after filing of the election expenses report if there is no reimbursement S.192(1)(f)					

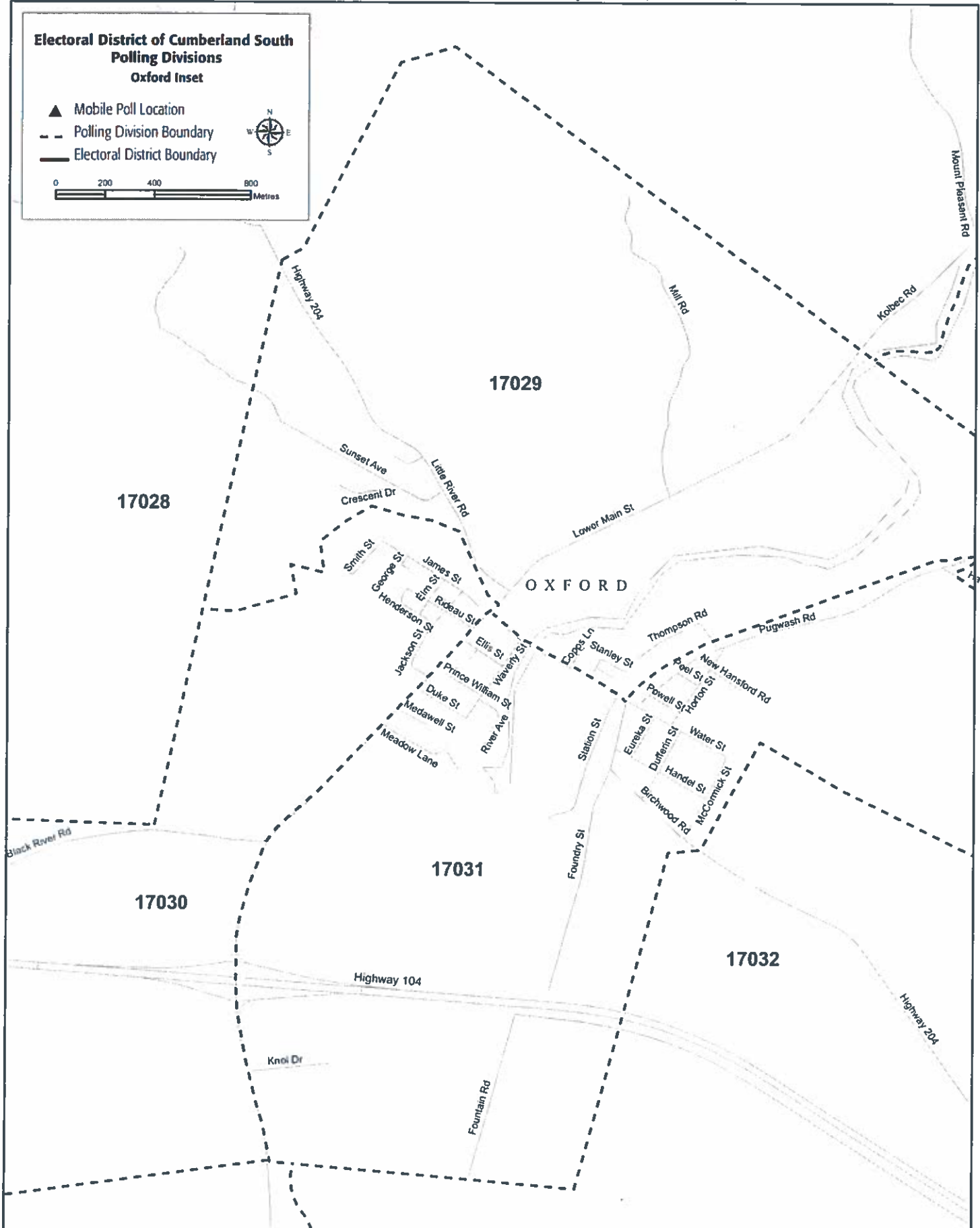
Appendix B

Maps and Poll-by-Poll Results

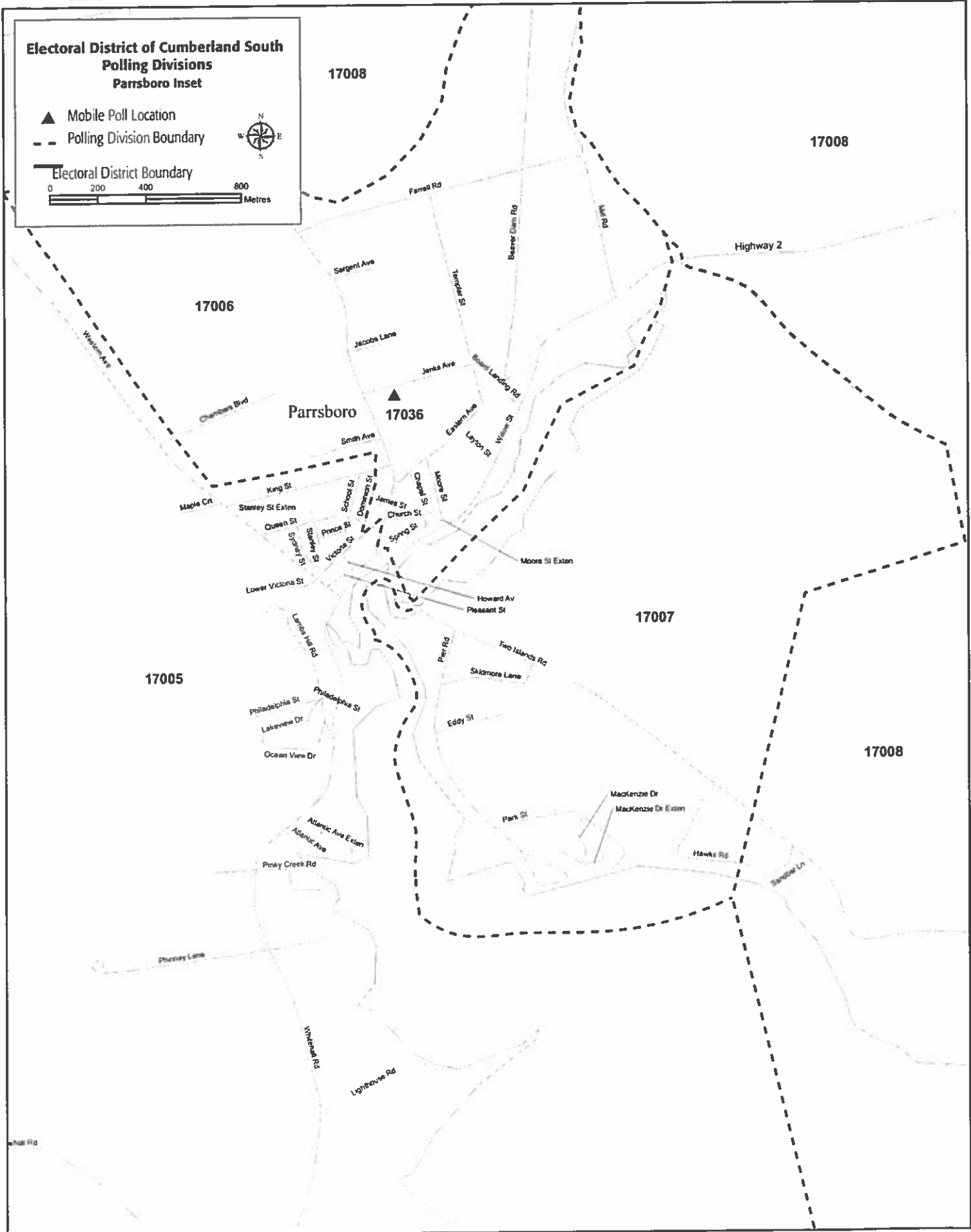
Cumberland South By-election October 26, 2010

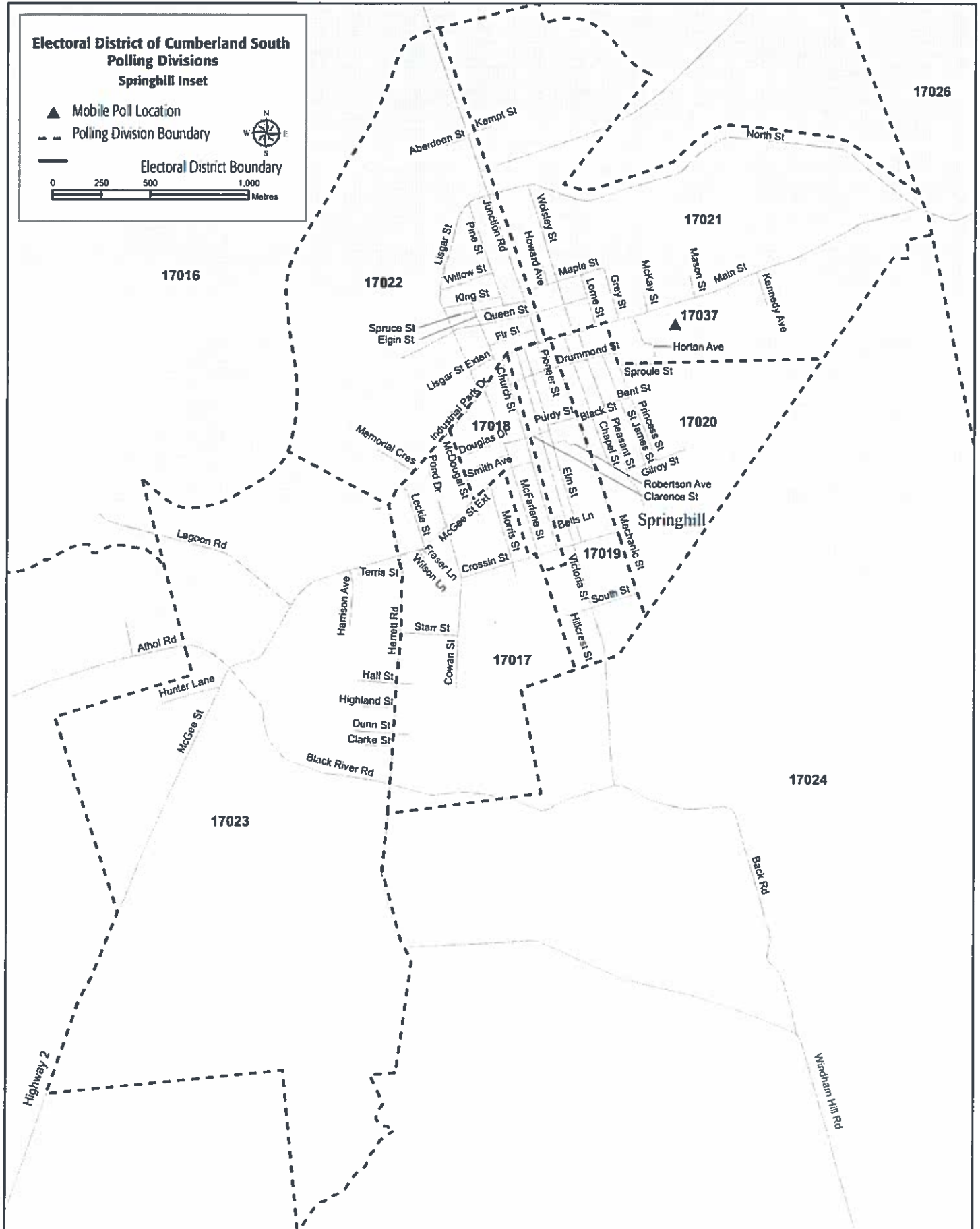
Poll-by-Poll Results for Electoral District of Cumberland South October 26, 2010

Polling Station No	Polling Station Location	Names on Final List*	Electors Voted	Turnout	Candidates			Rejected Ballots
					Jamie Baillie PC	Kenny John Jackson NSLP	Scott McKee NDP	
01	Apple River Community Hall	87	49	56.32%	35	13	1	0
02	Advocate & District Fire Brigade	272	150	55.15%	71	58	20	1
03	Port Grayville Fire Hall	203	116	57.14%	64	43	9	0
04	Diligent River Community Hall	139	73	52.52%	53	15	4	1
05	Parrsboro Fire Hall	365	154	42.19%	85	56	11	2
06	Parrsboro Fire Hall	488	185	39.53%	114	55	16	0
07	Parrsboro Fire Hall	161	56	34.78%	36	18	2	0
08	Sunshine Inn, Room 1	367	155	42.23%	106	35	13	1
09	Davison's Maple Syrup & Pancake House	166	82	49.40%	51	18	13	0
10	Joggins Fire Hall	378	168	44.44%	106	56	6	0
11	River Hebert Fire Hall	343	138	40.23%	76	52	9	1
12	River Hebert Fire Hall	259	98	37.84%	49	41	7	1
13	River Hebert Fire Hall	196	87	44.39%	52	29	6	0
14	Southampton Community Recreation Centre	268	143	53.36%	82	54	26	1
15	Mapleton United Church	157	100	63.69%	59	34	6	1
16	Springhill Junction Community Centre	114	56	49.12%	32	24	0	0
17	Four Winds Senior Citizen	387	170	43.93%	87	76	3	4
18	Knights Of Pythias Hall	306	139	45.42%	75	61	3	0
19	Knights Of Pythias Hall	398	187	46.98%	108	72	4	3
20	Knights Of Pythias Hall	375	175	46.67%	83	86	5	1
21	Knights Of Pythias Hall	422	210	49.76%	85	121	3	1
22	Hill Crest Villa Senior Citizen	394	149	37.82%	78	66	3	2
23	Springhill Senior Citizen's Centre	437	168	38.44%	80	82	5	1
24	Springhill Senior Citizen's Centre	265	133	50.19%	70	62	1	0
25	Collingwood Community Hall	360	179	49.72%	111	59	7	2
26	River Philip Community Hall	257	113	43.97%	64	39	10	0
27	Leicester Fire Hall	122	48	39.34%	33	13	2	0
28	Royal Cdn Legion Br #36, Oxford	331	157	47.43%	88	65	3	1
29	Royal Cdn Legion Br #36, Oxford	291	106	36.43%	60	41	5	0
30	Royal Cdn Legion Br #36, Oxford	287	130	45.30%	89	36	4	1
31	Royal Cdn Legion Br #36, Oxford	389	189	48.59%	128	53	8	0
32	Royal Cdn Legion Br #36, Oxford	202	76	37.62%	56	15	4	1
33	Westchester Fire Hall	226	117	51.77%	78	27	12	0
34	Wentworth Recreation Centre	380	148	38.95%	94	44	9	1
	Chignecto Manor/Bayview Memorial Health Centre (mobile)							
35/36/37	South Cumberland Care Centre (mobile)	102	42	41.18%	19	16	7	0
	High Crest Springhill Home (mobile)							
Spec	Returning Office		332		168	158	6	2
WIB	Returning Office		76		41	32	3	0
Adv 1	St Georges Anglican Church Hall, Parrsboro		193		124	57	9	3
Adv 2	Rivert Hebert Fire Hall		97		54	39	3	1
Adv 3	Knights of Pythias Hall, Springhill		409		232	168	7	2
Adv 4	Meadow Vista Phase Two, Oxford		185		108	76	1	0
Totals		9,874	5,738	58.11%	3,262	2,165	276	35
		% of valid votes cast			57.20%	37.96%	4.84%	
Elected: Jamie Baillie (PC)								



Statement of Votes & Financial Information, Cumberland South By-election, October 26, 2010





Appendix C

Trend in Elector Preference for Voting

2003 General Election through 2010 By-elections

**Trend in Elector Preference for Voting
2003 General Election through 2010 By-elections**

	2003 General Election		2006 General Election		2009 General Election		2009/2010 By-Elections	
	Early Voting	Election Day	Early Voting	Election Day	Early Voting	Election Day	Early Voting	Election Day
	%	%	%	%	%	%	%	%
All Districts	12.2	87.8	12.8	87.2	15.2	84.8	N/A	N/A
Average of By-elections	11.6	88.4	11.4	88.6	13.6	86.4	18.1	81.9
Antigonish	12.3	87.7	11.2	88.8	13.7	86.3	14.8	85.2
Cumberland South	12.3	87.7	14.1	85.9	15.7	84.3	22.6	77.4
Glace Bay	16.6	83.4	14.4	85.6	19.4	80.6	25.6	74.4
Inverness	6.8	93.2	8.4	91.6	9.2	90.8	12.0	88.0
Yarmouth	10.2	89.8	8.9	91.1	9.7	90.3	15.4	84.6

Appendix D

Candidate Expenses, Candidate Reimbursements and Returning Office Costs

**Cumberland South By-election
October 26, 2010**

**Table D-1: Categorized Candidate Election Expenses
Cumberland South By-election October 26, 2010**

Party	Candidate	Headquarters	Worker Remuneration	Publicity/Advertising	Travel	Campaign Functions	Other	Personal Expenses of Candidate	Total Amended Election Expenses	Election Expenses Reimbursement
NSLP	Kenny John Jackson	\$ 2,808.53	\$ 4,360.00	\$ 28,016.24	\$ 0.00	\$ 0.00	\$ 90.19	\$ 0.00	\$ 35,274.96	\$ 14,218.56
NDP	Scott McKee	23.50	0.00	526.34	239.40	0.00	0.00	0.00	789.24	0.00
PC	Jamie Baillie	7,027.81	5,405.00	31,612.14	2,081.83	1,197.60	1,530.81	0.00	48,855.19	14,218.56
	Totals	\$ 9,859.84	\$ 9,765.00	\$ 60,154.72	\$ 2,321.23	\$ 1,197.60	\$ 1,621.00	\$ 0.00	\$ 84,919.39	\$ 28,437.12

**Table D-2: Summary of Candidate Election Expenses and Reimbursements
Cumberland South By-election October 26, 2010**

Party	Candidate	Votes Received	% of Vote	Election Expenses Reported	Amended Election Expenses	Election Expenses Reimbursement	Audit Fee Reimbursement
NSLP	Kenny John Jackson	2,165	37.96	\$ 35,812.19	\$ 35,274.96	\$ 14,218.56	\$ 705.50
NDP	Scott McKee	276	4.84	765.74	789.24	0.00	450.00
PC	Jamie Baillie	3,262	57.20	49,130.31	48,855.19	14,218.56	546.25
	Totals	5,703	100.00	\$ 85,708.24	\$ 84,918.39	\$ 28,437.12	\$ 1,701.75

**Table D-3: Categorized Returning Office Costs
Cumberland South By-election October 26, 2010**

Poll Workers	Enumerators and Revising Agents	Polling Stations	Postage	Ballot Printing	Office and Equipment Leases	Office Expense	Salaries and Benefits	Telephone and Internet	ENS Overhead	Total
\$ 20,500.36	2,561.13	5,103.84	6,863.99	1,358.28	5,000.00	8,837.87	22,132.11	846.66	21,891.50	\$ 95,095.74



electionsnovascotia.ca

902-424-8584

1-800-565-1504 *Toll-free in Nova Scotia*

902-424-7475 *TTY for the hearing impaired*